

FlexNet Operations 2025 LLM Release Notes

December 2025

Introduction	2
Resources	2
Revenera Resources	2
Previous FlexNet Operations Release Notes	3
Features and Enhancements	3
Features and Enhancements in 2025.12	3
Entitlement Management Enhancements in 2025.12	3
Features and Enhancements in 2025.10	3
Security Enhancements in 2025.10	4
Features and Enhancements in 2025.09	4
SOAP Web Services Enhancements in 2025.09	4
Features and Enhancements in 2025.04	6
Entitlement Management Enhancements in 2025.04	6
Resolved Issues	9
Issues Resolved in 2025.12	10
Miscellaneous Issues Resolved in 2025.12	10
Issues Resolved in 2025.11	11
Security Issues Resolved in 2025.11	11
Issues Resolved in 2025.09	12
Miscellaneous Issues Resolved in 2025.09	12
Issues Resolved in 2025.08	12
SOAP and REST Web Services Issues Resolved in 2025.08	13
Miscellaneous Issues Resolved in 2025.08	17
Issues Resolved in 2025.06	18
Entitlement Management Issues Resolved in 2025.06	18
Issues Resolved in 2025.04	18
Electronic Software Delivery Issues Resolved in 2025.04	18
Known Issues	19
Special Notes	19
Legal Information	20

Introduction

This Release Notes document summarizes the features, enhancements, and updates delivered with the FlexNet Operations LLM releases in 2025.

The document includes the following information:

- [Resources](#)
- [Features and Enhancements](#)
- [Resolved Issues](#)
- [Known Issues](#)
- [Special Notes](#)
- [Legal Information](#)

Resources

These resources are available for more information about FlexNet Operations and other Revenera products:

- [Revenera Resources](#)
- [Previous FlexNet Operations Release Notes](#)

Revenera Resources

The following resources can help you stay up to date with FlexNet Operations news and product knowledge:

- In addition to providing case management, the [Revenera Community](#) site can help you quickly find answers to your questions by searching content from other customers, product experts, and thought leaders. You can also post questions on discussion forums for experts to answer. For each of Revenera's product solutions, you can access forums, blog posts, and knowledge base articles.
- You can find documentation for FlexNet Operations and all other Revenera products on the [Revenera Product Documentation](#) site.

Note that any FlexNet Operations documentation published for UAT is subject to finalization until the Production release.
- The [Revenera Learning Center](#) offers free, self-guided online videos to help you quickly get the most out of your Revenera products. You can find a complete list of these training videos in the Learning Center.
- For customers who have purchased a maintenance contract for their product(s), you can submit a support case or check the status of an existing case by making selections on the **Get Support** menu of the Revenera Community.

<https://community.revenera.com>

Previous FlexNet Operations Release Notes

To view the release notes associated with FlexNet Operations LLM releases from previous years, access <https://docs.revenera.com/?product=FlexNet%20Operations%20LLM> and select the appropriate year from the **VERSION** list.

Features and Enhancements

The following sections describe the new features and enhancements added to FlexNet Operations LLM in 2025:

- [Features and Enhancements in 2025.12](#)
- [Features and Enhancements in 2025.10](#)
- [Features and Enhancements in 2025.09](#)
- [Features and Enhancements in 2025.04](#)

Features and Enhancements in 2025.12

The following area in FlexNet Operations LLM contains new features and enhancements added in the 2025.12 release:

- [Entitlement Management Enhancements in 2025.12](#)

Entitlement Management Enhancements in 2025.12

The following enhancement to entitlement management was added in the 2025.12 release.

Added Country Code IC (Canary Islands) to FlexNet Operations

(Cases 03569483, 03769701; SWM-28485)

FlexNet Operations now includes the ISO 3166-1 alpha-2 reserved country code **IC** for the **Canary Islands**, ensuring accurate regional handling in entitlement and customer management.

The Canary Islands have a unique customs and VAT status within Spain and the EU, recognized by the World Customs Organization. While officially part of Spain (code ES), the reserved code IC acknowledges their distinct economic and customs characteristics.

This enhancement removes the need for manual workarounds when creating entitlements for customers in the Canary Islands and helps producers correctly manage customers in FlexNet Operations as per the region where an order is coming from.

Features and Enhancements in 2025.10

The following area in FlexNet Operations LLM contains new features and enhancements added in the 2025.10 release:

- [Security Enhancements in 2025.10](#)

Security Enhancements in 2025.10

The following enhancement related to FlexNet Operations LLM security was added in the 2025.10 release.

Upgraded jQuery UI

(SWM-28713)

We've upgraded jQuery UI from version 1.11.3 to 1.13.2 to address security vulnerabilities identified by Bitsight:

- **Security Fixes:** This update resolves known vulnerabilities associated with the previous version.
- **No Functional Changes:** There are no changes to application behavior or user interface.

Features and Enhancements in 2025.09

The following area in FlexNet Operations LLM contains new features and enhancements added in the 2025.09 release:

- [SOAP Web Services Enhancements in 2025.09](#)

SOAP Web Services Enhancements in 2025.09

The following enhancement was added to the SOAP Web Services module in the 2025.09 release.

Including Catalog Item ID and Entitlement Line Start Date in getDevice Response

(Case 03530636, SWM-28079)

The **DeviceReference** object in the GET operation in SubscribeNet web service has been enhanced to include Catalog Item ID and Entitlement Line Start Date.

The following optional parameters can be used to return the Catalog Item ID and Entitlement Line Start Date:

- `<IncludeCatalogId>true</IncludeCatalogId>`
- `<IncludeEntitlementStartDate>true</IncludeEntitlementStartDate>`

Producers frequently modify entitlement line attributes—such as quantity or effective dates—based on customer requests. They require visibility into these changes to accurately refresh device licenses tied to the updated entitlements.

Adding Catalog Item ID and Entitlement Line Start Date to the **getDevice** response will:

- Eliminate the need for multiple follow-up API calls to retrieve complete entitlement data
- Reduce overall API traffic to FNO
- Streamline license refresh workflows

Sample Request and Response for getDevice

The following sections shows sample code for **getDevice**.

Sample Request for getDevice

```
<soapenv:Envelope xmlns:soapenv="http://schemas.xmlsoap.org/soap/envelope/"
xmlns:uri="uri:webservice.subscribenet.intraware.com"
xmlns:uri1="uri:subscribenet.intraware.com">
  <soapenv:Header>
    <uri:SessionHeader>
      <uri:SessionID>fa94a57d-6469-4314-9996-0ffffca2f430136rC2x4qFo59s=</uri:SessionID>
    </uri:SessionHeader>
  </soapenv:Header>
  <soapenv:Body>
    <uri:Get xmlns="uri:subscribenet.intraware.com">
      <uri:SubscribeNetObjectReference xmlns:xsi="http://www.w3.org/2001/XMLSchema-
instance" xsi:type="DeviceReference">
        <uri1:ID>111234567890</uri1:ID>
        <uri1:HostIDType>STRING</uri1:HostIDType>
        <uri1:PublisherName>fnetest</uri1:PublisherName>
        <PageNumber>1</PageNumber>
        <!--type: integer-->
        <BatchSize>1</BatchSize>
        <IncludeCatalogId>true</IncludeCatalogId>
        <IncludeEntitlementStartDate>true</IncludeEntitlementStartDate>
      </uri:SubscribeNetObjectReference>
    </uri:Get>
  </soapenv:Body>
</soapenv:Envelope>
```

Sample Response for getDevice

```
<soapenv:Envelope xmlns:soapenv="http://schemas.xmlsoap.org/soap/envelope/"
xmlns:soapenc="http://schemas.xmlsoap.org/soap/encoding/" xmlns:xsd="http://www.w3.org/2001/
XMLSchema" xmlns:xsi="http://www.w3.org/2001/XMLSchema-instance">
  <soapenv:Header/>
  <soapenv:Body>
    <p130:GetResponse xmlns:p130="uri:webservice.subscribenet.intraware.com">
      <p130:SubscribeNetObject xsi:type="p1:Device"
xmlns:p1="uri:subscribenet.intraware.com">
        <p1:Alias>111234567890</p1:Alias>
        <p1:Owner>
          <p1:ID>KS_Account_March_2015</p1:ID>
          <p1:IntrawareID>35431533</p1:IntrawareID>
          <p1:AccountName>KS_Account_March_2015</p1:AccountName>
        </p1:Owner>
        <p1:AddOn>
          <p1:ActivationCode>9E15-D377-0997-0BCF</p1:ActivationCode>
          <p1:Count>1</p1:Count>
          <p1:Description>KS_Concurrent_Cat_Name</p1:Description>
          <p1:IntrawareOrderID>68563943</p1:IntrawareOrderID>
          <p1:Expiration>
            <p1:Permanent>0</p1:Permanent>
            <p1:Date>2016-03-20</p1:Date>
          </p1:Expiration>
          <p1:Status>License generated</p1:Status>
          <p1:CatalogId>KS_Concurrent_Cat_ID</p1:CatalogId>
        </p1:AddOn>
      </p130:SubscribeNetObject>
    </p130:GetResponse>
  </soapenv:Body>
</soapenv:Envelope>
```

```
      <p1:EntitlementStartDate>2015-03-20</p1:EntitlementStartDate>
    </p1:AddOn>
    <p1:VendorDictionary xsi:nil="true"/>
    <p1:Virtualized>0</p1:Virtualized>
    <p1:Status>ACTIVE</p1:Status>
    <p1:Reference>
      <p1:ID>111234567890</p1:ID>
      <p1:PublisherName>fnetest</p1:PublisherName>
      <p1:HostIDType>STRING</p1:HostIDType>
    </p1:Reference>
    <p1:DeviceModel>
      <p1:ID>FLX_CLIENT</p1:ID>
    </p1:DeviceModel>
    <p1:Returned>0</p1:Returned>
  </p130:SubscribeNetObject>
</p130:GetResponse>
</soapenv:Body>
</soapenv:Envelope>
```

Features and Enhancements in 2025.04

The following area in FlexNet Operations LLM contains new features and enhancements added in the 2025.04 release:

- [Entitlement Management Enhancements in 2025.04](#)

Entitlement Management Enhancements in 2025.04

The following enhancement to entitlement management was added in the 2025.04 release.

Configuring Server Host Types to Define Supported Features

(Case 02905353, SWM-22743)

Currently, when users map entitlements to a device, they might accidentally assign products to hardware that doesn't support the product. While producers could avoid the issue by mapping entitlements themselves, this workaround was labor-intensive and inefficient.

To address this issue, the 2025.04 release allows producers to define feature sets for license servers that can only be used for device families that support those features. Producers can now ensure that license servers only manage features that they are built to support, effectively allowing customers to self-serve assigning entitlements to devices. They do this by defining maximum capabilities for server host types.

For more information, refer to the following sections:

- [Use Case Example](#)
- [Defining Maximum Capabilities for a License Server](#)
- [Limitations and Considerations](#)

Use Case Example

Your company specializes in control units for factory operations. The “Basic” product line is for small-scale operations, while the “Advanced” line is designed for designed for complex, large-scale manufacturing processes.

The “Basic” product line can be combined with 20 sensor modules of type “Standard” and 10 robotic arms “Lite”, whereas the “Advanced” line supports 100 sensor modules of type “Standard” and “Pro” each, 50 robotic arms “Lite”, and 25 robotic arms “Ultra”.

You would define the following two server host types, which specify the maximum capabilities that each host type can support:

Server Host Type	Capability	Maximum Units
Basic	Sensor module “Standard”	20
	Robotic arm “Lite”	10
Advanced	Sensor module “Standard”	100
	Sensor module “Pro”	100
	Robotic arm “Lite”	50
	Robotic arm “Ultra”	25

When your customers map entitlements to the server, the limitations that you specified ensure that they cannot accidentally assign the sensor module “Pro” or robotic arm “Ultra” to the “Basic” product line.

Defining Maximum Capabilities for a License Server


You define which features can be mapped to a license server by specifying the allowed features and maximum quantities for a license server host type on the new **Add Capabilities** section on the **Add Server Host Type** page.



Task

To create a new host type and define maximum capabilities

1. Click **Manage Hosts** in the main navigation bar.
2. Under **Device Series & Models**, click **Add Server Host Type**.
3. Define your server host type:
 - For **Server Host Type Name**, type a unique identifier for the host type.
 - Optionally, enter text for the **Description** and **Alias**.
 - For **Default Host ID Type**, select a host ID type.
 - Select an **Identity**.

- Optionally, select the **Default** check box. If you select the check box, the current host type becomes the default host type for all new license servers. In addition, when an entitlement is autoprovisioned, the server host type is assigned automatically.
- Under **Add Capabilities**, click **Add**  to add features to the host type that you want to restrict to specific license servers. Select the feature from the drop down list and click **Add** again to add it. Specify the maximum number of units that are supported.

Repeat this step for all capabilities that you want to add.

- Click **Add host type** to save.





Important - While you can edit existing server host types, this is not recommended. Existing servers with incompatible features will remain, and data integrity may not be guaranteed.

The screenshot shows the 'Add Server Host Type' page in the FlexNet Operations interface. The page header includes the 'revera' logo and 'FLEXNET OPERATIONS' text. A navigation bar contains links for Home, Manage Accounts, Entitle Customers, Package Products, Manage Hosts, Track Usage, and Administer. The main content area is titled 'Add Server Host Type' and includes a search bar for 'Choose QuickSearch (Ctrl+Shift+Q)'. The form fields are as follows:

- Server Host Type Name*: AM_Basic
- Description: Standard and Lite
- Alias: (empty)
- Default Host ID Type*: ETHERNET (dropdown)
- Identity: fnedemo (dropdown)
- Default:

Below the form is the 'Add Capabilities' section, which features a table with the following data:

Capability	Maximum Units
Sensor Module Standard v1.0	20 
Robotic Arm Lite v1.0	10 

Below the table is a dropdown menu showing 'Sensor Module Pro v1.0' with a green plus icon and the text '+ Add'. At the bottom of the form is a blue button labeled 'Add host type'.

Figure 1: Example of the **Add Server Host Type** page with added capabilities.

When creating a new license server based on the server host type with the limited features and mapping add-ons to that server (on the **View Server** page, click **Add-Ons** > **Map Add-Ons**), the **Map Add-Ons** page will only list available features.

revera | FLEXNET OPERATIONS (Flexera SNET Test UAT) Log out Resources

Home Manage Accounts Entitle Customers Package Products Manage Hosts Track Usage Administer

Map Add-Ons

Choose QuickSearch (Ctrl+Shift+Q)

View Edit Add-Ons

Search Add-Ons for Server AM_BasicLLS

Activation Code Entitlement Id
Add-On Name Feature Name Any

Search

Add-Ons Available

Add-On	Activation Code	System Entitlement ID	License Model	Expiration	Available Units in Line Item	Total Units in Line Item	Qty to Add
Sensor_STDv1.0	FBF7-3FC6-7127-7880	AM_Standard (468520758)	CMS_Concurrent_KS	Apr 9, 2026	20	20	
RoboArm_LITEv1.0	F127-79C7-59E4-DB82	AM_RA_Lite (468520758)	CMS_Concurrent_KS	Apr 9, 2026	10	10	

Map add-ons

Figure 2: Example of the **Map Add-Ons** page which lists only features and quantities that were specified for the license server host type.

Limitations and Considerations

- Revenera recommends to use this feature only for new host types to avoid issues with data accuracy.
- Revenera aims to introduce web service support for this feature in a future release.
- This enhancement is disabled by default, and the **Add Capabilities** section is hidden. Producers who would like to use this feature should send a request to Revenera support.

Resolved Issues

The following sections describe the issues that have been resolved in the FlexNet Operations LLM 2025 releases to date:

- [Issues Resolved in 2025.12](#)
- [Issues Resolved in 2025.11](#)
- [Issues Resolved in 2025.09](#)
- [Issues Resolved in 2025.08](#)
- [Issues Resolved in 2025.06](#)
- [Issues Resolved in 2025.04](#)

Issues Resolved in 2025.12

An issue in the following area was resolved in the FlexNet Operations LLM 2025.12 release:

- [Miscellaneous Issues Resolved in 2025.12](#)

Miscellaneous Issues Resolved in 2025.12

The following miscellaneous issue was addressed in the 2025.12 release.

Email Template Version Handling Improvements

(SWM-27346)

Previously, when viewing Draft or Archived versions of an email template, the main page correctly reflected the content of the selected version, but the HTML content section always displayed the Live version.

With this update, the HTML content now accurately matches the selected version—whether Live, Draft, or Archived—across all views. This change affects display behaviour only; template editing and saving processes remain unchanged.

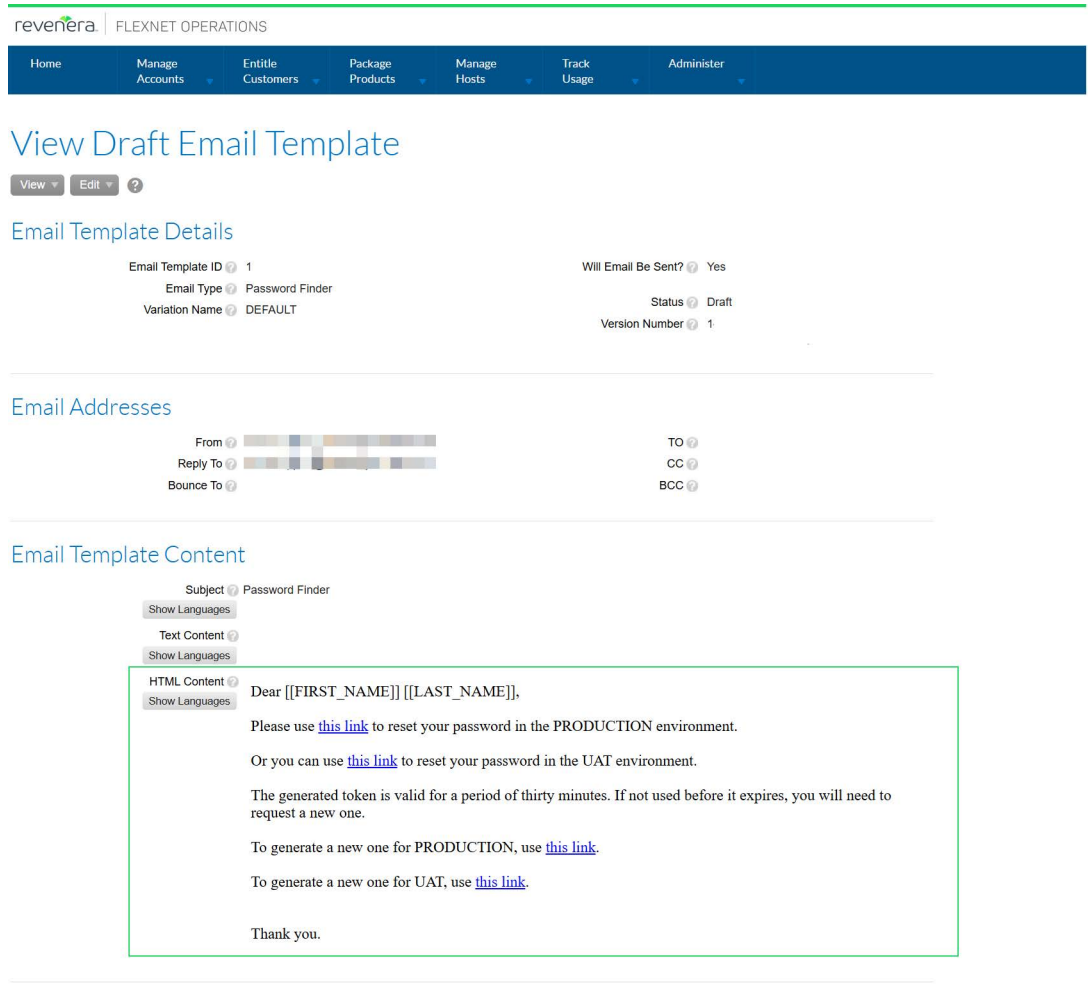


Figure 3: The **HTML Content** section now correctly displays the content of the current version.

Issues Resolved in 2025.11

An issue in the following area was resolved in the FlexNet Operations LLM 2025.11 release:

- [Security Issues Resolved in 2025.11](#)

Security Issues Resolved in 2025.11

The following issue related to FlexNet Operations LLM security was addressed in the 2025.11 release.

Refined Access Control for Agreement Transactions

(SWM-30096)

This release addresses a previously identified broken access control vulnerability that allowed any member with “Basic View Access” permission to view AND download transactions. Members with only the “Basic View Access” permissions will now be able to view transactions across entities, but not download. To be able to download a transaction, members should have “Product Management” permission along with the “Basic View Access” permission.

Issues Resolved in 2025.09

An issue in the following area was resolved in the FlexNet Operations LLM 2025.09 release:

- [Miscellaneous Issues Resolved in 2025.09](#)

Miscellaneous Issues Resolved in 2025.09

The following miscellaneous issue was addressed in the 2025.09 release.

Improved Handling of Order Transfers to Prevent Allocation Conflicts

(Case 02988343, 03547952; SWM-25202)

In previous releases, the order transfers could fail if the server had allocations from multiple orders. This resulted in disruptions when attempting to move licenses or devices between accounts.

Root Cause of the Issue

When two orders were created for the same account and mapped to the same server, transferring one of them would fail.

The failure occurred because the server still held allocations from both orders, leading to a conflict.

The system attempted to validate device add-ons, but inconsistencies between systems caused errors.

Impact

Transfers could not be completed successfully. Users experienced interruptions and delays in license and device management.

Resolution

The system now tracks both allotted and available quantities during transfers.

A new mechanism was introduced to ensure that available quantities are properly monitored.

Enhanced rollback logic ensures that if a transfer fails, all changes are safely reversed to maintain data consistency.

Issues Resolved in 2025.08

Issues in the following areas were resolved in the FlexNet Operations LLM 2025.08 release:

- [SOAP and REST Web Services Issues Resolved in 2025.08](#)
- [Miscellaneous Issues Resolved in 2025.08](#)

SOAP and REST Web Services Issues Resolved in 2025.08

The following issue related to FlexNet Operations Web Services was addressed in the 2025.08 release.

Pagination Support for `getDevice` API

(Cases 02889573, 02986713, 02988303; SWM-25393)

In certain scenarios, producers encountered timeouts when issuing `getDevice` requests (of the `ManageDeviceService` SOAP web service) to devices with a large number of licenses. To mitigate this, pagination functionality has been added to the `getDevice` API.

New Optional Input Parameters

- **pageNumber** (Integer): Specifies the specific page of results to retrieve.
- **batchSize** (Integer): Specifies the number of device Addon records to return per page.

Pagination Behavior

- Pagination is conditionally applied. It will be activated only if the **pageNumber** or **batchSize** parameter (or both) are explicitly provided in the request.
- If both parameters are missing or null, the API defaults to its original behavior, returning the entire dataset without pagination.
- This approach ensures backward compatibility, allowing existing consumers of the service to continue functioning without disruption or modification.
- The SOAP response structure remains unchanged.

Implementation Details

This implementation follows the established pagination model used in other APIs, where:

- Both parameters are optional.
- A default **batchSize** of 500 is applied if not explicitly specified.

Example Sample Request and Response to Determine Batch Size

The following example code shows a request and response for the `counts` API. In the request, the `DeviceAddOnCountReference` is used to retrieve the number of addon counts that can be used for calculating the batch size in the `getDevice` API.

Sample Request

```
<soapenv:Envelope xmlns:soapenv="http://schemas.xmlsoap.org/soap/envelope/"
xmlns:uri="uri:webservice.subscribenet.intraware.com"
xmlns:uri1="uri:subscribenet.intraware.com">
  <soapenv:Header>
    <uri:SessionHeader>
      <uri:SessionID>
        762b5395-fe49-482c-94f6-ba2334c69eb8zRtVhRI6n4Gf13yd60yTn/
dIMQNJuJLM0mxnCCnfpwxgAqg==
      </uri:SessionID>
    </uri:SessionHeader>
  </soapenv:Header>
</soapenv:Envelope>
```

```

</soapenv:Header>
<soapenv:Body>
  <uri:Get xmlns="uri:subscribenet.intraware.com">
    <uri:SubscribeNetObjectReference xmlns:xsi="http://www.w3.org/2001/XMLSchema-
instance" xsi:type="DeviceAddOnCountReference">
      <uri1:ID>R-Dev1</uri1:ID>
      <uri1:HostIDType>STRING</uri1:HostIDType>
      <uri1:PublisherName>fnetest</uri1:PublisherName>
    </uri:SubscribeNetObjectReference>
  </uri:Get>
</soapenv:Body>
</soapenv:Envelope>

```

Sample Response

```

<soapenv:Envelope xmlns:soapenv="http://schemas.xmlsoap.org/soap/envelope/"
xmlns:soapenc="http://schemas.xmlsoap.org/soap/encoding/" xmlns:xsd="http://www.w3.org/2001/
XMLSchema" xmlns:xsi="http://www.w3.org/2001/XMLSchema-instance">
  <soapenv:Header/>
  <soapenv:Body>
    <p130:GetResponse xmlns:p130="uri:webservice.subscribenet.intraware.com">
      <p130:SubscribeNetObject xsi:type="p1:DeviceAddOnCount"
xmlns:p1="uri:subscribenet.intraware.com">
        <p1:AddOnCounts>816</p1:AddOnCounts>
      </p130:SubscribeNetObject>
    </p130:GetResponse>
  </soapenv:Body>
</soapenv:Envelope>

```

Example Sample Request and Response With Pagination

The following examples shows two requests and their responses with the pagination parameters **pageNumber** and **BatchSize**.

Sample request 1

This request specifies a page number of 1 and batch size of 2.

```

<soapenv:Envelope xmlns:soapenv="http://schemas.xmlsoap.org/soap/envelope/"
xmlns:uri="uri:webservice.subscribenet.intraware.com"
xmlns:uri1="uri:subscribenet.intraware.com">
  <soapenv:Header>
    <uri:SessionHeader>
      <uri:SessionID>98b6996f-6e7c-4d69-8a4f-
0a30d283b51cBEOPhKziRuU3kEURgp2yCRB70hGbjf1gukc0Xw==
      </uri:SessionID>
    </uri:SessionHeader>
  </soapenv:Header>
  <soapenv:Body>
    <uri:Get xmlns="uri:subscribenet.intraware.com">
      <uri:SubscribeNetObjectReference xmlns:xsi="http://www.w3.org/2001/XMLSchema-
instance" xsi:type="DeviceReference">
        <uri1:ID>R-Dev1</uri1:ID>
        <uri1:HostIDType>STRING</uri1:HostIDType>
        <uri1:PublisherName>fnetest</uri1:PublisherName>
        <!--type: integer-->
        <PageNumber>1</PageNumber>
      </uri:SubscribeNetObjectReference>
    </uri:Get>
  </soapenv:Body>
</soapenv:Envelope>

```

```

        <!--type: integer-->
        <BatchSize>2</BatchSize>
    </uri:SubscribeNetObjectReference>
</uri:Get>
</soapenv:Body>
</soapenv:Envelope>

```

Sample response 1

The response includes 2 addons (highlighted in **blue** and **green**) along with device details.

```

<soapenv:Envelope xmlns:soapenv="http://schemas.xmlsoap.org/soap/envelope/"
xmlns:soapenc="http://schemas.xmlsoap.org/soap/encoding/" xmlns:xsd="http://www.w3.org/2001/
XMLSchema" xmlns:xsi="http://www.w3.org/2001/XMLSchema-instance">
    <soapenv:Header/>
    <soapenv:Body>
        <p130:GetResponse xmlns:p130="uri:webservice.subscribe.net.intraware.com">
            <p130:SubscribeNetObject xsi:type="p1:Device"
xmlns:p1="uri:subscribe.net.intraware.com">
                <p1:Alias>R-Dev1</p1:Alias>
                <p1:Owner>
                    <p1:ID>AccID22_PO_AUT_14</p1:ID>
                    <p1:IntrawareID>191158078</p1:IntrawareID>
                    <p1:AccountName>AccName22_PO_AUT_14</p1:AccountName>
                </p1:Owner>
                <p1:AddOn>
                    <p1:ActivationCode>003F-565B-937A-0BDC</p1:ActivationCode>
                    <p1:Count>1</p1:Count>
                    <p1:Description>FLX_CATALOG_DEPLOYMENT</p1:Description>
                    <p1:IntrawareOrderID>482028358</p1:IntrawareOrderID>
                    <p1:Expiration>
                        <p1:Permanent>0</p1:Permanent>
                        <p1>Date>2032-10-22</p1>Date>
                    </p1:Expiration>
                    <p1:Status>License generated</p1:Status>
                </p1:AddOn>
                <p1:AddOn>
                    <p1:ActivationCode>00AB-5DE5-3E15-535C</p1:ActivationCode>
                    <p1:Count>1</p1:Count>
                    <p1:Description>FLX_CATALOG_DEPLOYMENT</p1:Description>
                    <p1:IntrawareOrderID>482028358</p1:IntrawareOrderID>
                    <p1:Expiration>
                        <p1:Permanent>0</p1:Permanent>
                        <p1>Date>2032-10-22</p1>Date>
                    </p1:Expiration>
                    <p1:Status>License generated</p1:Status>
                </p1:AddOn>
                <p1:VendorDictionary xsi:nil="true"/>
                <p1:Virtualized>0</p1:Virtualized>
                <p1:Status>ACTIVE</p1:Status>
                <p1:Reference>
                    <p1:ID>R-Dev1</p1:ID>
                    <p1:PublisherName>fnetest</p1:PublisherName>
                    <p1:HostIDType>STRING</p1:HostIDType>
                </p1:Reference>
                <p1:DeviceModel>
                    <p1:ID>FLX_CLIENT</p1:ID>

```

```

        </p1:DeviceModel>
        <p1:Returned>0</p1:Returned>
    </p130:SubscribeNetObject>
</p130:GetResponse>
</soapenv:Body>
</soapenv:Envelope>

```

Sample request 2

This request specifies a page number of 2 and batch size of 2.

```

<soapenv:Envelope xmlns:soapenv="http://schemas.xmlsoap.org/soap/envelope/"
xmlns:uri="uri:webservice.subscribe.net.intraware.com"
xmlns:uri1="uri:subscribe.net.intraware.com">
    <soapenv:Header>
        <uri:SessionHeader>
            <uri:SessionID>98b6996f-6e7c-4d69-8a4f-
0a30d283b51cBE0PhKziRuU3kEURgp2yCRB70hGbjf1gukc0Xw==</uri:SessionID>
        </uri:SessionHeader>
    </soapenv:Header>
    <soapenv:Body>
        <uri:Get xmlns="uri:subscribe.net.intraware.com">
            <uri:SubscribeNetObjectReference xmlns:xsi="http://www.w3.org/2001/XMLSchema-
instance" xsi:type="DeviceReference">
                <uri1:ID>R-Dev1</uri1:ID>
                <uri1:HostIDType>STRING</uri1:HostIDType>
                <uri1:PublisherName>fnetest</uri1:PublisherName>
                <!--type: integer-->
                <PageNumber>2</PageNumber>
                <!--type: integer-->
                <BatchSize>2</BatchSize>
            </uri:SubscribeNetObjectReference>
        </uri:Get>
    </soapenv:Body>
</soapenv:Envelope>

```

Sample response 2

Again, the response includes 2 addons (highlighted in blue and green) along with device details.

```

<soapenv:Envelope xmlns:soapenv="http://schemas.xmlsoap.org/soap/envelope/"
xmlns:soapenc="http://schemas.xmlsoap.org/soap/encoding/" xmlns:xsd="http://www.w3.org/2001/
XMLSchema" xmlns:xsi="http://www.w3.org/2001/XMLSchema-instance">
    <soapenv:Header/
    <soapenv:Body
        <p130:GetResponse xmlns:p130="uri:webservice.subscribe.net.intraware.com">
            <p130:SubscribeNetObject xsi:type="p1:Device"
xmlns:p1="uri:subscribe.net.intraware.com">
                <p1:Alias>R-Dev1</p1:Alias>
                <p1:Owner>
                    <p1:ID>AccID22_PO_AUT_14</p1:ID>
                    <p1:IntrawareID>191158078</p1:IntrawareID>
                    <p1:AccountName>AccName22_PO_AUT_14</p1:AccountName>
                </p1:Owner>
                <p1:AddOn>
                    <p1:ActivationCode>0122-5901-AF45-7AEA</p1:ActivationCode>
                    <p1:Count>1</p1:Count>
                </p1:AddOn>
            </p130:SubscribeNetObject>
        </p130:GetResponse>
    </soapenv:Body>
</soapenv:Envelope>

```



```

    <p1:Description>FLX_CATALOG_DEPLOYMENT</p1:Description>
    <p1:IntrawareOrderID>482028358</p1:IntrawareOrderID>
    <p1:Expiration>
      <p1:Permanent>0</p1:Permanent>
      <p1>Date>2032-10-22</p1>Date>
    </p1:Expiration>
    <p1:Status>License generated</p1:Status>
  </p1:AddOn>
  <p1:AddOn>
    <p1:ActivationCode>017E-9810-51A0-5927</p1:ActivationCode>
    <p1:Count>1</p1:Count>
    <p1:Description>FLX_CATALOG_DEPLOYMENT</p1:Description>
    <p1:IntrawareOrderID>482028358</p1:IntrawareOrderID>
    <p1:Expiration>
      <p1:Permanent>0</p1:Permanent>
      <p1>Date>2032-10-22</p1>Date>
    </p1:Expiration>
    <p1:Status>License generated</p1:Status>
  </p1:AddOn>
  <p1:VendorDictionary xsi:nil="true"/>
  <p1:Virtualized>0</p1:Virtualized>
  <p1:Status>ACTIVE</p1:Status>
  <p1:Reference>
    <p1:ID>R-Dev1</p1:ID>
    <p1:PublisherName>fnetest</p1:PublisherName>
    <p1:HostIDType>STRING</p1:HostIDType>
  </p1:Reference>
  <p1:DeviceModel>
    <p1:ID>FLX_CLIENT</p1:ID>
  </p1:DeviceModel>
  <p1:Returned>0</p1:Returned>
</p130:SubscribeNetObject>
</p130:GetResponse>
</soapenv:Body>
</soapenv:Envelope>

```

Miscellaneous Issues Resolved in 2025.08

The following miscellaneous issue was addressed in the 2025.08 release.

Sending Update Notification Emails to Large Distribution Lists

(SWM-28342)

Reverera's email processing was impacted by vendor-enforced limits on distribution size for update notification emails, causing delays when sending to large recipient lists.

In the 2025.08 release, FlexNet Operations LLM has enhanced support for large email distribution lists (20,000+ recipients). This provides improved email delivery speed and reliability for high-volume emails.

Best Practice Reminder

While the system now supports larger lists, it is strongly recommended to narrow down recipient lists whenever possible. Keeping distribution sizes within reasonable limits ensures optimal performance and reduces the risk of delivery issues.

Issues Resolved in 2025.06

An issue in the following area was resolved in the FlexNet Operations LLM 2025.06 release:

- [Entitlement Management Issues Resolved in 2025.06](#)

Entitlement Management Issues Resolved in 2025.06

The following issue was resolved for entitlement management in the 2025.06 release.

Resolved Issue with Provisioning Updated Entitlements

(SWM-13782)

Previously, when updating an entitlement that included an expired line item, newly added line items were not provisioned to the default hosted server due to the presence of the expired line item. This issue caused frustration among affected customers, because licenses were not available.

This issue has been resolved. Now, when an entitlement is updated that includes an expired line item, any new line items will be correctly registered as add-ons in the default hosted server. Expired line items for updated entitlements will no longer appear on the server.

The behavior remains unchanged for entitlements with expired line items that have not been updated—those line items will continue to be visible on the server.

Issues Resolved in 2025.04

An issue in the following area was resolved in the FlexNet Operations LLM 2025.04 release:

- [Electronic Software Delivery Issues Resolved in 2025.04](#)

Electronic Software Delivery Issues Resolved in 2025.04

The following issue was resolved for Electronic Software Delivery (ESD) in the 2025.04 release.

Uploading New File Versions Will Update Existing Content

(Cases 02225917, 02567912, 02680773, 02834194, 02918066, 02918272, 02995536, 03003837, 03008991; SWM-19909)

Previously, when uploading a new version of a file (or package) whose previous version existed in the Software Delivery system, it was recommended to use a new file name. This best practice prevented the delivery of “stale” file content to customers, because uploading a new file with the same file name would not reliably overwrite the existing file.

Now, you can upload new content using an existing file name, which will replace the existing content.

Known Issues

The following describes known issues in the current FlexNet Operations LLM release.

SWM-7786: SHA2 Checksum Value of Previous File Shown

A file's expected SHA2 checksum value can be provided when performing an upload. If the file image for that file is subsequently deleted, and the **Upload File** page is opened again, the SHA2 checksum value of the previously loaded file image is shown.

Special Notes

The following section contains special information pertaining to FlexNet Operations LLM.

Plug-in Upgrade Needed for High-Speed File Uploads

If you intend to use the high-speed upload option to upload files, upgrade the Aspera plug-in to Aspera Connect 3.10.0 or later.

Legal Information

Copyright Notice

Copyright © 2025 Flexera Software

This publication contains proprietary and confidential information and creative works owned by Flexera Software and its licensors, if any. Any use, copying, publication, distribution, display, modification, or transmission of such publication in whole or in part in any form or by any means without the prior express written permission of Flexera Software is strictly prohibited. Except where expressly provided by Flexera Software in writing, possession of this publication shall not be construed to confer any license or rights under any Flexera Software intellectual property rights, whether by estoppel, implication, or otherwise.

All copies of the technology and related information, if allowed by Flexera Software, must display this notice of copyright and ownership in full.

FlexNet Operations incorporates software developed by others and redistributed according to license agreements. Copyright notices and licenses for these external libraries are provided in a supplementary document that accompanies this one.

Intellectual Property

For a list of trademarks and patents that are owned by Flexera Software, see <https://www.reverera.com/legal/intellectual-property.html>. All other brand and product names mentioned in Flexera Software products, product documentation, and marketing materials are the trademarks and registered trademarks of their respective owners.

Restricted Rights Legend

The Software is commercial computer software. If the user or licensee of the Software is an agency, department, or other entity of the United States Government, the use, duplication, reproduction, release, modification, disclosure, or transfer of the Software, or any related documentation of any kind, including technical data and manuals, is restricted by a license agreement or by the terms of this Agreement in accordance with Federal Acquisition Regulation 12.212 for civilian purposes and Defense Federal Acquisition Regulation Supplement 227.7202 for military purposes. The Software was developed fully at private expense. All other use is prohibited.