

FlexNet Operations 2025 LLM Release Notes

April 2025

Introduction	2
Resources	2
Revera Resources	2
Previous FlexNet Operations Release Notes	3
Features and Enhancements	3
Features and Enhancements in 2025.04	3
Entitlement Management Enhancements in 2025.04.....	3
Resolved Issues	6
Issues Resolved in 2025.04	6
Electronic Software Delivery Issues Resolved in 2025.04.....	7
Known Issues	7
Special Notes	7
Legal Information	8

Introduction

This Release Notes document summarizes the features, enhancements, and updates delivered with the FlexNet Operations LLM releases in 2025.

The document includes the following information:

- [Resources](#)
- [Features and Enhancements](#)
- [Resolved Issues](#)
- [Known Issues](#)
- [Special Notes](#)
- [Legal Information](#)

Resources

These resources are available for more information about FlexNet Operations and other Revenera products:

- [Revenera Resources](#)
- [Previous FlexNet Operations Release Notes](#)

Revenera Resources

The following resources can help you stay up to date with FlexNet Operations news and product knowledge:

- In addition to providing case management, the [Revenera Community](#) site can help you quickly find answers to your questions by searching content from other customers, product experts, and thought leaders. You can also post questions on discussion forums for experts to answer. For each of Revenera's product solutions, you can access forums, blog posts, and knowledge base articles.
- You can find documentation for FlexNet Operations and all other Revenera products on the [Revenera Product Documentation](#) site.

Note that any FlexNet Operations documentation published for UAT is subject to finalization until the Production release.

- The [Revenera Learning Center](#) offers free, self-guided online videos to help you quickly get the most out of your Revenera products. You can find a complete list of these training videos in the Learning Center.
- For customers who have purchased a maintenance contract for their product(s), you can submit a support case or check the status of an existing case by making selections on the **Get Support** menu of the Revenera Community.

<https://community.revenera.com>

Previous FlexNet Operations Release Notes

To view the release notes associated with FlexNet Operations LLM releases from previous years, access <https://docs.revenera.com/?product=FlexNet%20Operations%20LLM> and select the appropriate year from the **VERSION** list.

Features and Enhancements

The following sections describe the new features and enhancements added to FlexNet Operations LLM in 2025:

- [Features and Enhancements in 2025.04](#)

Features and Enhancements in 2025.04

The following area in FlexNet Operations LLM contains new features and enhancements added in the 2025.04 release:

- [Entitlement Management Enhancements in 2025.04](#)

Entitlement Management Enhancements in 2025.04

The following enhancement to entitlement management was added in the 2025.04 release.

Configuring Server Host Types to Define Supported Features

(Case 02905353, SWM-22743)

Currently, when users map entitlements to a device, they might accidentally assign products to hardware that doesn't support the product. While producers could avoid the issue by mapping entitlements themselves, this workaround was labor-intensive and inefficient.

To address this issue, the 2025.04 release allows producers to define feature sets for license servers that can only be used for device families that support those features. Producers can now ensure that license servers only manage features that they are built to support, effectively allowing customers to self-serve assigning entitlements to devices. They do this by defining maximum capabilities for server host types.

For more information, refer to the following sections:

- [Use Case Example](#)
- [Defining Maximum Capabilities for a License Server](#)
- [Limitations and Considerations](#)

Use Case Example

Your company specializes in control units for factory operations. The "Basic" product line is for small-scale operations, while the "Advanced" line is designed for designed for complex, large-scale manufacturing processes.

The “Basic” product line can be combined with 20 sensor modules of type “Standard” and 10 robotic arms “Lite”, whereas the “Advanced” line supports 100 sensor modules of type “Standard” and “Pro” each, 50 robotic arms “Lite”, and 25 robotic arms “Ultra”.

You would define the following two server host types, which specify the maximum capabilities that each host type can support:

Server Host Type	Capability	Maximum Units
Basic	Sensor module “Standard”	20
	Robotic arm “Lite”	10
Advanced	Sensor module “Standard”	100
	Sensor module “Pro”	100
	Robotic arm “Lite”	50
	Robotic arm “Ultra”	25

When your customers map entitlements to the server, the limitations that you specified ensure that they cannot accidentally assign the sensor module “Pro” or robotic arm “Ultra” to the “Basic” product line.

Defining Maximum Capabilities for a License Server


You define which features can be mapped to a license server by specifying the allowed features and maximum quantities for a license server host type on the new **Add Capabilities** section on the **Add Server Host Type** page.



Task

To create a new host type and define maximum capabilities

1. Click **Manage Hosts** in the main navigation bar.
2. Under **Device Series & Models**, click **Add Server Host Type**.
3. Define your server host type:
 - For **Server Host Type Name**, type a unique identifier for the host type.
 - Optionally, enter text for the **Description** and **Alias**.
 - For **Default Host ID Type**, select a host ID type.
 - Select an **Identity**.
4. Optionally, select the **Default** check box. If you select the check box, the current host type becomes the default host type for all new license servers. In addition, when an entitlement is autoprovisioned, the server host type is assigned automatically.

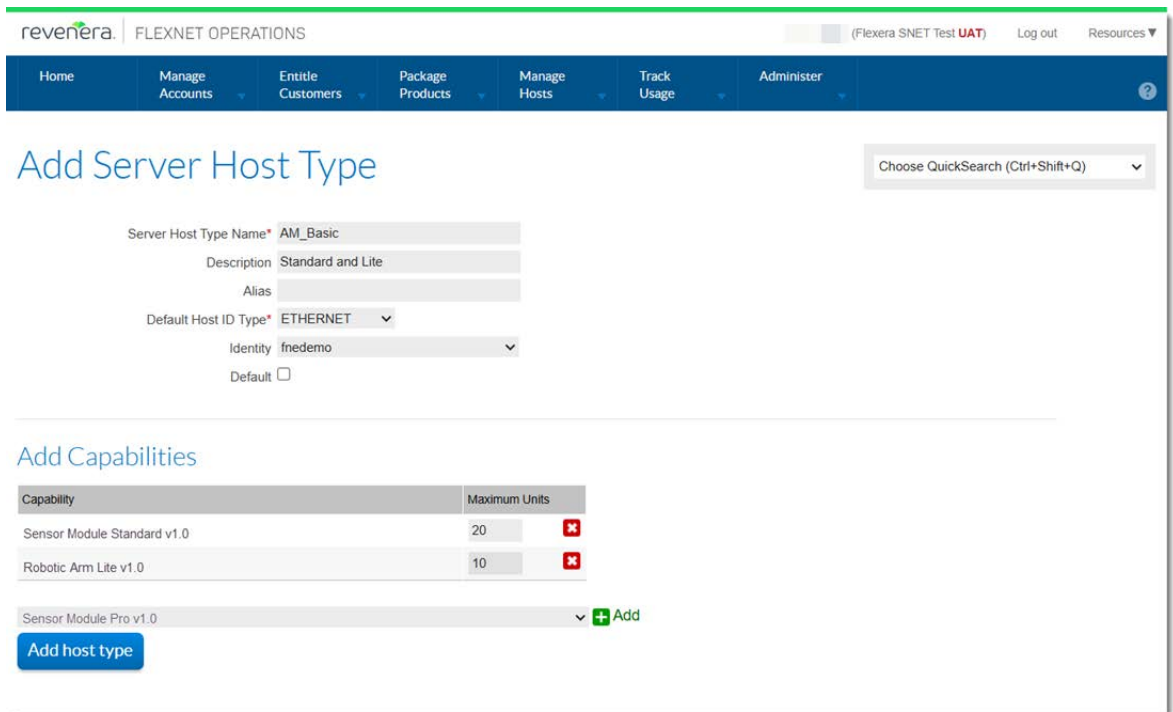
- Under **Add Capabilities**, click **Add**  to add features to the host type that you want to restrict to specific license servers. Select the feature from the drop down list and click **Add** again to add it. Specify the maximum number of units that are supported.

Repeat this step for all capabilities that you want to add.

- Click **Add host type** to save.



Important ▪ While you can edit existing server host types, this is not recommended. Existing servers with incompatible features will remain, and data integrity may not be guaranteed.



revera. | FLEXNET OPERATIONS (Flexera SNET Test UAT) Log out Resources



Home Manage Accounts Entitle Customers Package Products Manage Hosts Track Usage Administer


Add Server Host Type

Choose QuickSearch (Ctrl+Shift+Q)

Server Host Type Name* AM_Basic
 Description Standard and Lite
 Alias
 Default Host ID Type* ETHERNET
 Identity fnedemo
 Default

Add Capabilities

Capability	Maximum Units
Sensor Module Standard v1.0	20 
Robotic Arm Lite v1.0	10 

Sensor Module Pro v1.0  Add

Add host type

Figure 1: Example of the **Add Server Host Type** page with added capabilities.

When creating a new license server based on the server host type with the limited features and mapping add-ons to that server (on the **View Server** page, click **Add-Ons** > **Map Add-Ons**), the **Map Add-Ons** page will only list available features.

revera | FLEXNET OPERATIONS (Flexera SNET Test UAT) Log out Resources

Home Manage Accounts Entitle Customers Package Products Manage Hosts Track Usage Administer

Map Add-Ons

Choose QuickSearch (Ctrl+Shift+Q)

View Edit Add-Ons

Search Add-Ons for Server AM_BasicLLS

Activation Code Entitlement Id
Add-On Name Feature Name Any

Search

Add-Ons Available

Add-On	Activation Code	System Entitlement ID	License Model	Expiration	Available Units in Line Item	Total Units in Line Item	Qty to Add
Sensor_STDv1.0	FBF7-3FC6-7127-7880	AM_Standard (468520758)	CMS_Concurrent_KS	Apr 9, 2026	20	20	
RoboArm_LITEv1.0	F127-79C7-59E4-DB82	AM_RA_Lite (468520758)	CMS_Concurrent_KS	Apr 9, 2026	10	10	

Map add-ons

Figure 2: Example of the **Map Add-Ons** page which lists only features and quantities that were specified for the license server host type.

Limitations and Considerations

- Revenera recommends to use this feature only for new host types to avoid issues with data accuracy.
- Revenera aims to introduce web service support for this feature in a future release.
- This enhancement is disabled by default, and the **Add Capabilities** section is hidden. Producers who would like to use this feature should send a request to Revenera support.

Resolved Issues

The following sections describe the issues that have been resolved in the FlexNet Operations LLM 2025 releases to date:

- [Issues Resolved in 2025.04](#)

Issues Resolved in 2025.04

An issue in the following area was resolved in the FlexNet Operations LLM 2025.04 release:

- [Electronic Software Delivery Issues Resolved in 2025.04](#)

Electronic Software Delivery Issues Resolved in 2025.04

The following issue was resolved for Electronic Software Delivery (ESD) in the 2025.04 release.

Uploading New File Versions Will Update Existing Content

(Cases 02225917, 02567912, 02680773, 02834194, 02918066, 02918272, 02995536, 03003837, 03008991; SWM-19909)

Previously, when uploading a new version of a file (or package) whose previous version existed in the Software Delivery system, it was recommended to use a new file name. This best practice prevented the delivery of “stale” file content to customers, because uploading a new file with the same file name would not reliably overwrite the existing file.

Now, you can upload new content using an existing file name, which will replace the existing content.

Known Issues

The following describes known issues in the current FlexNet Operations LLM release.

SWM-7786: SHA2 Checksum Value of Previous File Shown

A file’s expected SHA2 checksum value can be provided when performing an upload. If the file image for that file is subsequently deleted, and the **Upload File** page is opened again, the SHA2 checksum value of the previously loaded file image is shown.

Special Notes

The following section contains special information pertaining to FlexNet Operations LLM.

Plug-in Upgrade Needed for High-Speed File Uploads

If you intend to use the high-speed upload option to upload files, upgrade the Aspera plug-in to Aspera Connect 3.10.0 or later.

Legal Information

Copyright Notice

Copyright © 2025 Flexera Software

This publication contains proprietary and confidential information and creative works owned by Flexera Software and its licensors, if any. Any use, copying, publication, distribution, display, modification, or transmission of such publication in whole or in part in any form or by any means without the prior express written permission of Flexera Software is strictly prohibited. Except where expressly provided by Flexera Software in writing, possession of this publication shall not be construed to confer any license or rights under any Flexera Software intellectual property rights, whether by estoppel, implication, or otherwise.

All copies of the technology and related information, if allowed by Flexera Software, must display this notice of copyright and ownership in full.

FlexNet Operations incorporates software developed by others and redistributed according to license agreements. Copyright notices and licenses for these external libraries are provided in a supplementary document that accompanies this one.

Intellectual Property

For a list of trademarks and patents that are owned by Flexera Software, see <https://www.reverera.com/legal/intellectual-property.html>. All other brand and product names mentioned in Flexera Software products, product documentation, and marketing materials are the trademarks and registered trademarks of their respective owners.

Restricted Rights Legend

The Software is commercial computer software. If the user or licensee of the Software is an agency, department, or other entity of the United States Government, the use, duplication, reproduction, release, modification, disclosure, or transfer of the Software, or any related documentation of any kind, including technical data and manuals, is restricted by a license agreement or by the terms of this Agreement in accordance with Federal Acquisition Regulation 12.212 for civilian purposes and Defense Federal Acquisition Regulation Supplement 227.7202 for military purposes. The Software was developed fully at private expense. All other use is prohibited.