

FlexNet Operations 2026 ALM Release Notes

January 2026

Introduction	2
Resources	2
Revenera Resources	2
FlexNet Operations Videos.....	3
Previous FlexNet Operations Release Notes	3
Features and Enhancements	4
Features and Enhancements in 2026.01.....	4
Data Analytics Enhancements in 2026.01	4
Device Management Enhancements in 2026.01.....	4
Entitlement Management Enhancements in 2026.01.....	5
Security Enhancements in 2026.01	6
SOAP and REST Web Services Enhancements in 2026.01	7
System Requirements.....	9
Resolved Issues.....	9
Issues Resolved in 2026.01.....	10
Account and User Management Issues Resolved in 2026.01	10
Entitlement Management Issues Resolved in 2026.01.....	10
SOAP and REST Web Services Issues Resolved in 2026.01.....	11
User Experience Issues Resolved in 2026.01.....	12
Known Issues	13
Special Notes	19
SOAP API Change Log	26
Change Log for 2026.01	26
Legal Information	28

Introduction

This Release Notes document summarizes the features, enhancements, and updates delivered with FlexNet Operations releases in 2026. The document includes the following information:

- [Resources](#)
- [Features and Enhancements](#)
- [System Requirements](#)
- [Resolved Issues](#)
- [Known Issues](#)
- [Special Notes](#)
- [SOAP API Change Log](#)
- [Legal Information](#)

Resources

These resources are available for more information about FlexNet Operations and other Revenera products:

- [Revenera Resources](#)
- [FlexNet Operations Videos](#)
- [Previous FlexNet Operations Release Notes](#)

Revenera Resources

The following resources can help you stay up to date with FlexNet Operations news and product knowledge:

- In addition to providing case management, the [Revenera Community](#) site can help you quickly find answers to your questions by searching content from other customers, product experts, and thought leaders. You can also post questions on discussion forums for experts to answer. For each of Revenera's product solutions, you can access forums, blog posts, and knowledge base articles. You can also access the Product and License Center from the Community's **Other Resources** menu to download Revenera products.
- You can find documentation for FlexNet Operations and all other Revenera products on the [Revenera Product Documentation](#) site.

Note that any FlexNet Operations documentation published for UAT is subject to finalization until the Production release.

- The [Revenera Learning Center](#) offers free, self-guided, online videos to help you quickly get the most out of your Revenera products. You can find a complete list of these training videos in the Learning Center.

- Customers who have purchased a maintenance contract for their product(s) can submit a support case or check the status of an existing case by first logging into the [Revenera Community](#), clicking **Support** on the navigation menu to open the **Support Hub** page, and then clicking the **Open New Case** or **Case Portal** button.

FlexNet Operations Videos

These brief, informative videos walk you through the getting-started exercises found in the FlexNet Operations User Guide (online help or PDF version). We recommend that you first read the appropriate “Getting Started” section in the User Guide to gain an understanding of the concepts it covers, and then click the section title in the table below to view the video.

Guide	Topics
Getting Started with Entitlement Management	Creating an account, a user, a product, and an entitlement.
Getting Started with FlexNet Embedded Licensing	Setting up a publisher, identity, and a licensed product. Creating a device and activating its license. Creating and provisioning FlexNet Embedded license servers.
Getting Started with Electronic Software Delivery	Creating a producer and download packages, associating download packages with a product, creating files, associating files with download packages, and viewing and downloading files from the FlexNet Operations End-User Portal.
Getting Started with Usage Management	Creating a usage-based license model, a feature, a product, and an entitlement. Obtaining the license server URL to which the usage data is sent. Running a usage-capture client. Viewing usage information graphs and gauges.
Getting Started with FlexNet Publisher License File-Based Licensing	Activating and returning a certificate license.
Getting Started with Cloud Licensing Service	Creating a cloud-hosted license server.
Getting Started with FlexNet Customer Growth	Customer growth concepts and configuring notifications for expiring entitlements and expired entitlements.

Previous FlexNet Operations Release Notes

To view the release notes associated with FlexNet Operations ALM releases from previous years, access <https://docs.revenera.com/?product=FlexNet%20Operations> and select the appropriate year from the **VERSION** list.

Features and Enhancements

The following sections describe the new features and enhancements added to FlexNet Operations in 2026:

- [Features and Enhancements in 2026.01](#)

Features and Enhancements in 2026.01

Features and enhancements were added to the following areas of FlexNet Operations in the 2026.01 release:

- [Data Analytics Enhancements in 2026.01](#)
- [Device Management Enhancements in 2026.01](#)
- [Entitlement Management Enhancements in 2026.01](#)
- [Security Enhancements in 2026.01](#)
- [SOAP and REST Web Services Enhancements in 2026.01](#)

Data Analytics Enhancements in 2026.01

The following enhancement was made to the Analytics functionality in 2026.01.

Product Suite Information in Analytics

(Case 03009114, SWM-30884)

We've enhanced the Analytics functionality by adding new columns to existing views. This improvement enables customers to retrieve detailed information about product suites and their associated products, providing better relational insights.

The following table lists the modified views and changes:

Views Modified	Columns Added	Description
VW_SUITE_PRODUCTS	SUITE_DESCRIPTION	Description of the Suite
VW_PRODUCT_FEATURE	PRODUCT_DESCRIPTION	Description of the Product

The new fields can also be extracted using the [Data Access API](#) (DAPI).

Device Management Enhancements in 2026.01

The following enhancement to device management was added in the 2026.01 release.

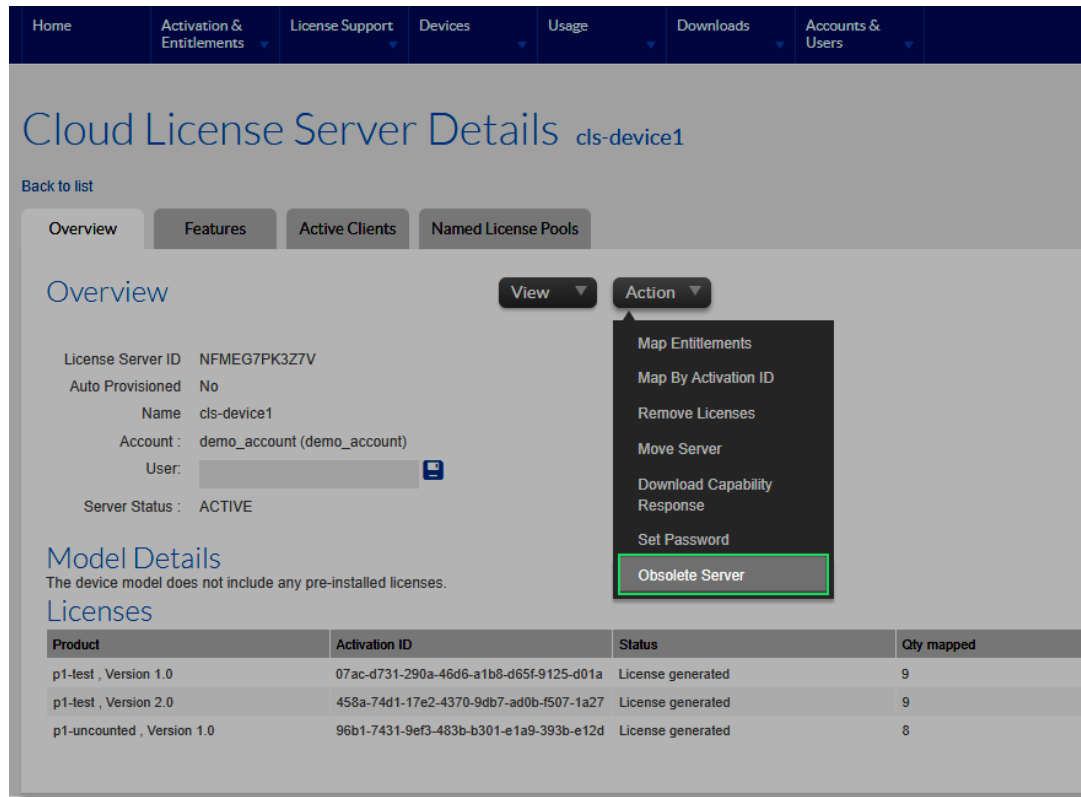
Obsoleting Cloud License Servers in End-User Portal

(Case 03906962, SWM-30696)

In the 2025.12 release, we introduced new functionality in the End-User Portal that allowed end users to obsolete local license servers and devices from the **View Server** and **Device** pages.

This capability has now been extended to include Cloud License Servers (CLS instances).

Users can obsolete a Cloud License Server from the **Cloud License Server Details** page by selecting **Obsolete Server** from the **Action** menu, as shown in the following screenshot:



The **Obsolete Server** action provides the same functionality as the **Make Obsolete** feature in the Producer Portal.

Configuration & Permissions

The **Obsolete Server** option can be hidden by deselecting the system configuration option **Allow Obsolete Devices/Servers** (under **System > Configure > End-User Portal Setup > Devices Page**). By default, the configuration option is selected.

Only users with the permission **Obsolete Devices/Servers** (part of the **Account Permissions - End-User Portal** group) can view and use this action. This permission is assigned by default only to system administrator users.

Entitlement Management Enhancements in 2026.01

The following enhancements to entitlement management were added in the 2026.01 release:

- Added Country Code IC (Canary Islands) to FlexNet Operations
- Bulk Upgrades with Auto Fulfillment – Increased Line Capacity

Added Country Code IC (Canary Islands) to FlexNet Operations

(Cases 03569483, 03769701; SWM-29287)

FlexNet Operations now includes the ISO 3166-1 alpha-2 reserved country code **IC** for the **Canary Islands**, ensuring accurate regional handling in entitlement and customer management.

The Canary Islands have a unique customs and VAT status within Spain and the EU, recognized by the World Customs Organization. While officially part of Spain (code ES), the reserved code IC acknowledges their distinct economic and customs characteristics.

This enhancement removes the need for manual workarounds when creating entitlements for customers in the Canary Islands and helps producers correctly manage customers in FlexNet Operations as per the region where an order is coming from.

Bulk Upgrades with Auto Fulfillment – Increased Line Capacity

(Case 02984932, SWM-25091)

We've enhanced the Bulk Upgrade with Auto Fulfillment capability to support processing jobs with up to 6,000 line items, compared to the previous limit of 1,000. This improvement eliminates the need for breaking large upgrade jobs into smaller batches, significantly reducing manual effort and saving several hours for customers performing large-scale upgrades.

The new capacity has been tested successfully with 6,000 line items, with jobs completing in approximately 1 hour and 14 minutes. If more than 6,000 items are selected, FlexNet Operations will prevent saving and display an error.

Security Enhancements in 2026.01

The following enhancement related to FlexNet Operations security was added in the 2026.01 release.

Input Validation in Accounts & Users Pages

(SWM-30769, SWM-30770)

We have added checks to prevent HTML tags being entered in user input fields on the **Accounts & Users** pages of the Producer Portal and End User Portal.

Any attempt to submit HTML or script content on the **Accounts & Users** page will trigger the following error message: "The fields <field name> contains HTML tags. Remove these tags before saving."

This fix improves security by blocking HTML injection. Only safe, non-HTML inputs are allowed.

Figure 1: An example of the error displayed when using HTML code on the **Create A User** page.

SOAP and REST Web Services Enhancements in 2026.01

The following enhancement was added to the SOAP and REST Web Services module in the 2026.01 release.

Device Retrieval by Order Parameters

(Case 04075157, SWM-29382)

The newly introduced version 8 of the Manage Device SOAP web service supports **OrderID** (Factory Order Number) and **OrderLineNumber** (Sales Order Number) as query parameters in **getDevicesQuery** and **getDeviceCount**.

This enhancement eliminates the need for multiple entitlement-based service calls, enabling:

- Direct device lookup using **OrderID** or **OrderLineNumber**
- Faster performance for large orders with hundreds of line items
- Improved scalability for cloud-based licensing portal operations

End users can now retrieve device details and counts quickly without delays caused by iterative calls.

Usage Examples

The examples in this section illustrate how to use the query parameters **OrderID** and **OrderLineNumber** in a **getDeviceCount** and **getDevicesQuery** request.

getDeviceCount Request

Example for using the optional query parameters **OrderID** and **OrderLineNumber** in a **getDeviceCount** request:

```
<soapenv:Envelope xmlns:soapenv="http://schemas.xmlsoap.org/soap/envelope/"
  xmlns:urn="urn:v8.fne.webservices.operations.flexnet.com">
```

```

<soapenv:Header/>
<soapenv:Body>
  <urn:getDeviceCountRequest>
    <!--Optional:-->
    <urn:queryParams>
      <!--Optional:-->
      <urn:orderId>
        <urn:value>2</urn:value>
        <urn:searchType>EQUALS</urn:searchType>
      </urn:orderId>
      <!--Optional:-->
      <urn:orderLineNumber>
        <urn:value>14</urn:value>
        <urn:searchType>EQUALS</urn:searchType>
      </urn:orderLineNumber>
    </urn:queryParams>
  </urn:getDeviceCountRequest>
</soapenv:Body>
</soapenv:Envelope>

```

getDevicesQuery Request

Example for using the optional query parameters **OrderID** and **OrderLineNumber** in a **getDevicesQuery** request:

```

<soapenv:Envelope xmlns:soapenv="http://schemas.xmlsoap.org/soap/envelope/"
  xmlns:urn="urn:v8.fne.webservices.operations.flexnet.com">
  <soapenv:Header/>
  <soapenv:Body>
    <urn:getDevicesRequest>
      <!--Optional:-->
      <urn:queryParams>
        <!--Optional:-->
        <urn:orderId>
          <urn:value>2</urn:value>
          <urn:searchType>EQUALS</urn:searchType>
        </urn:orderId>
        <!--Optional:-->
        <urn:orderLineNumber>
          <urn:value>100</urn:value>
          <urn:searchType>EQUALS</urn:searchType>
        </urn:orderLineNumber>
      </urn:queryParams>
      <urn:pageNumber>1</urn:pageNumber>
      <urn:batchSize>100</urn:batchSize>
    </urn:getDevicesRequest>
  </soapenv:Body>
</soapenv:Envelope>



```



Note - For detailed information about the changes made to the `v8/manageDeviceTypes.xsd` file, see the [Change Log for 2026.01](#).

System Requirements

Detailed system requirements for FlexNet Operations include the following.

Requirement	Description
Web browsers	<ul style="list-style-type: none">● Microsoft Edge● Mozilla Firefox 75.0● Google Chrome 80.0.3987.163
FlexNet licensing module	<ul style="list-style-type: none">● FlexNet Publisher Toolkit 11.12.0 or later● FlexNet Embedded Toolkit 2015 R2 or later <div></div> <p>Note ▪ FlexNet Operations supports these FlexNet Embedded host ID types: ETHERNET, INTERNET, INTERNET_6, FLEXID9, FLEXID10, STRING, USER, VM_UUID, EXTENDED, PUBLISHER_DEFINED, and CONTAINER_ID.</p>
Vendor certificate generator	<p>The current versions of the VCG kit are 12.11.0 and 16.2.2.0.</p> <p>These VCGs were tested with the following compilers:</p> <ul style="list-style-type: none">● Windows—Visual Studio 2010 Professional Edition● Linux—gcc 4.1.2 (RHEL 5.0)● Linux—gcc 4.4.4 (RHEL 6.0) <div></div> <p>Note ▪ The 12.11.0 VCG is built with FlexNet Publisher 11.11.1 and shares the same minimum C compiler requirements on each supported platform. (See the FlexNet Publisher 11.11.1 release notes for C/C++ compiler support.)</p>
High Speed File Upload	<p>If you intend to use the High Speed Upload option to upload files, the following plug-in is required:</p> <p>Aspera Connect 3.10.0 or later</p>

Resolved Issues

The following sections describe the issues that have been resolved in the FlexNet Operations 2026 releases to date:

- [Issues Resolved in 2026.01](#)

Issues Resolved in 2026.01

Issues in the following areas were resolved in the FlexNet Operations 2026.01 release:

- [Account and User Management Issues Resolved in 2026.01](#)
- [Entitlement Management Issues Resolved in 2026.01](#)
- [SOAP and REST Web Services Issues Resolved in 2026.01](#)
- [User Experience Issues Resolved in 2026.01](#)

Account and User Management Issues Resolved in 2026.01

The following issue involving the management of accounts and users was resolved in the 2026.01 release.

Account-Level Restrictions on Obsolete Devices and Servers

(SWM-30699)

Previously, in the End-User Portal, users with the **Obsolete Devices/Servers** permission could mark devices or servers as obsolete even if those assets belonged to a different account. This behaviour was unintended and violated account-level restrictions.

This issue has been fixed. Users can now only mark devices or servers as obsolete within their own account.

Entitlement Management Issues Resolved in 2026.01

The following issue was resolved for entitlement management in the 2026.01 release.

- [Updating Line Item Quantity Via Web Services](#)
- [Transferring Line Items of Type Upgrade Order Using SOAP API](#)

Updating Line Item Quantity Via Web Services

(Cases 03042184, 04103062; SWM-27652)

Previously, FlexNet Operations returned an error when attempting to update the quantity of a deployed line item through web services under the following system configuration settings (both under **System > Configuration > FlexNet Operations > General Options**):

- **Update line item count of deployed line item** was selected.
- **Allow Editing of Deployed Entities** was unselected.

This behavior was incorrect, as the first setting should allow quantity updates even when deployed.

The issue has been resolved. Users can now successfully update the quantity of a deployed line item using web services when the above configuration is applied.

Transferring Line Items of Type Upgrade Order Using SOAP API

(Case 02974592, SWM-24805)

In earlier releases, when transferring line items of type Upgrade Order from one entitlement to another via the EntitlementOrderService SOAP API, the operation failed with the following error: “Trusted or embedded license models cannot be set to line item <ID>; it is not a new order and does not have a parent defined.” The error occurred for line items using Trusted or Embedded license models.

However, the same action succeeded when it was performed through the Producer Portal UI (see the User Guide topic [Transfer Entitlement Line Item Wizard](#) for procedural information).

In the 2026.01 release, upgrade order line items can be transferred without issue using the transferLineItems operation of the EntitlementOrderService SOAP API, which creates parity with the Producer Portal functionality.

To allow the transfer of upgrade order line items, the new configuration option **Allow transfer of child line items for upgrades via SOAP** must be selected. The option is located under **System > Configuration > FlexNet Operations > General Options**. It is unselected by default.

SOAP and REST Web Services Issues Resolved in 2026.01

The following issue related to FlexNet Operations Web Services was addressed in the 2026.01 release.

Creation of Simple Entitlement of Type NEW No Longer Failing

(SWM-25523)

In the EntitlementOrderService SOAP API, requests to create a simple entitlement with LineItemType set to NEW no longer fail with a Null Pointer error.

Sample Request and Response

The following shows sample code for createSimpleEntitlementRequest.

```
<soapenv:Envelope xmlns:soapenv="http://schemas.xmlsoap.org/soap/envelope/"
  xmlns:urn="urn:v9.webservices.operations.flexnet.com">
  <soapenv:Header/>
  <soapenv:Body>
    <urn:createSimpleEntitlementRequest>
      <urn:simpleEntitlement>
        <urn:entitlementId>
          <urn:autoGenerate>true</urn:autoGenerate>
        </urn:entitlementId>
        <urn:description>aeoliam venit</urn:description>
        <urn:lineItems>
          <urn:activationId>
            <urn:autoGenerate>true</urn:autoGenerate>
          </urn:activationId>
          <urn:description>profundum quippe ferant</urn:description>
          <urn:product>
            <urn:primaryKeys>
              <urn:name>embedded prod 1</urn:name>
              <urn:version>1.0</urn:version>
            </urn:primaryKeys>
          </urn:product>
        </urn:lineItems>
      </urn:simpleEntitlement>
    </urn:createSimpleEntitlementRequest>
  </soapenv:Body>
</soapenv:Envelope>
```

```

        </urn:product>
        <urn:licenseModel>
          <urn:primaryKeys>
            <urn:name>Embedded Counted</urn:name>
          </urn:primaryKeys>
        </urn:licenseModel>
        <urn:numberOfCopies>100</urn:numberOfCopies>
        <urn:startDate>2025-02-02</urn:startDate>
        <urn:startDateOption>DEFINE_NOW</urn:startDateOption>
        <urn:isPermanent>true</urn:isPermanent>
        <urn:lineItemType>NEW</urn:lineItemType>
      </urn:lineItems>
      <urn:autoDeploy>true</urn:autoDeploy>
      <urn:allowPortalLogin>false</urn:allowPortalLogin>
    </urn:simpleEntitlement>
    <urn:opType>CREATE_OR_UPDATE</urn:opType>
  </urn:createSimpleEntitlementRequest>
</soapenv:Body>
</soapenv:Envelope>

```

The following shows sample code for createSimpleEntitlementResponse.

```

<soapenv:Envelope xmlns:soapenv="http://schemas.xmlsoap.org/soap/envelope/"
  xmlns:xsd="http://www.w3.org/2001/XMLSchema" xmlns:xsi="http://www.w3.org/2001/XMLSchema-
  instance">
  <soapenv:Body>
    <createSimpleEntitlementResponse xmlns="urn:v9.webservices.operations.flexnet.com">
      <statusInfo>
        <status>SUCCESS</status>
      </statusInfo>
      <responseData>
        <createdSimpleEntitlement>
          <recordRefNo>1</recordRefNo>
          <uniqueId>HID-27</uniqueId>
          <entitlementId>8ab0-c12b-269c-4243-8730-5e6d-de71-2da9</entitlementId>
          <lineItemUniqueIds>HID-12</lineItemUniqueIds>
          <lineItemIdentifiers>
            <uniqueId>HID-12</uniqueId>
            <primaryKeys>
              <activationId>5ea5-2297-fa56-4344-b9c0-fc20-302e-cdeb</activationId>
            </primaryKeys>
          </lineItemIdentifiers>
        </createdSimpleEntitlement>
      </responseData>
    </createSimpleEntitlementResponse>
  </soapenv:Body>
</soapenv:Envelope>

```

User Experience Issues Resolved in 2026.01

The following issue related to user experience was addressed in the 2026.01 release.

Resolved Page Rendering Issue

(SWM-28539)

Previously, when strict Content Security Policies were enforced, some Producer Portal pages and functionality did not load correctly.

In the 2026.01 release, this issue has been resolved. The application now properly handles Content Security Policy requirements, ensuring that all pages and features function normally while maintaining enhanced security standards for the FlexNet Operations Producer Portal.

Known Issues

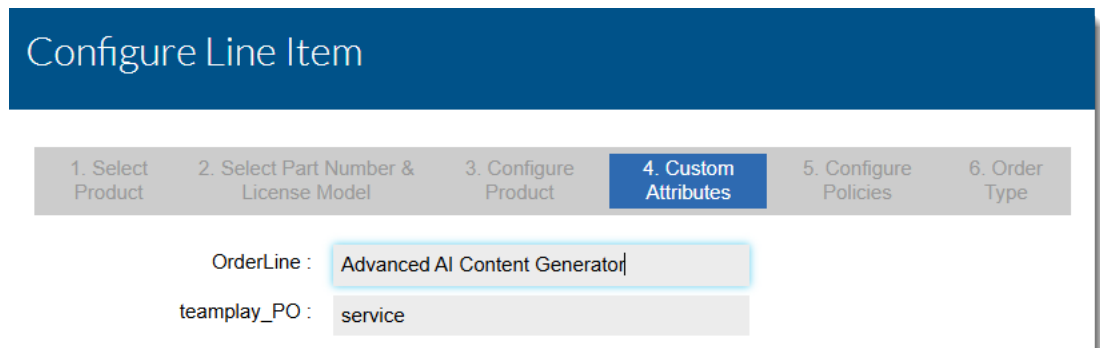
The following describes known issues in the current FlexNet Operations release.

SWM-29531: Latest Changes to Line Item Custom Attributes Not Reflected in Transaction History

When updating a custom attribute for a line item, the transaction history does not reflect the latest changes.

The following example illustrates the issue:

Consider the **OrderLine** attribute for a line item was set to **Pro Marketing Suite**. It is then changed from **Pro Marketing Suite** to **Advanced AI Content Generator** in the **Configure Line Item** dialog, as shown below:



The screenshot shows the 'Configure Line Item' dialog with a blue header. Below the header is a horizontal navigation bar with six steps: 1. Select Product, 2. Select Part Number & License Model, 3. Configure Product, 4. Custom Attributes (highlighted in blue), 5. Configure Policies, and 6. Order Type. Below the navigation bar, there are two input fields. The first is labeled 'OrderLine :' and contains the text 'Advanced AI Content Generator'. The second is labeled 'teampay_PO :' and contains the text 'service'.

The change should be reflected in the **Transaction Details** page. However, the **Transaction Details** page still shows the previous value, **Pro Marketing Suite**, as shown in this screenshot:

Transaction Details

Entity type: LINEITEM
Entity ID: 13ec- -e6b6
User ID: -
Timestamp: Nov 27, 2025 04:44:55
Event type: UPDATE

Show all fields Show only differences

Audit Updated on: New: Nov 27 2025 04:44:55
Old: Nov 27 2025 04:42:50

Line Items: customEntitlement: teamplay_PO: New: service
LineAttributes Old: #12345_update

OrderLine: New: Pro Marketing Suite

As a workaround, re-save the line item for the latest update to be published.

SWM-26453: Secret Question on Forgot Password Page Not Localized

The secret question displayed on the **Forgot Password** page in the End-User Portal is currently not localized.

Question secrète: In what city or town was your first job?

Réponse:

CONTINUER Annuler

Figure 2: The secret question is not displayed in the language selected on the End-User Portal's **Login** page.

The system retrieves and displays the security question in the original language it was configured and stored during the user's first login. This behavior persists regardless of the user's selected language preference in subsequent sessions.

SWM-24928: Email Addresses for “File Created User Email” Missing in Software Delivery Download History Report

In the Software Delivery Download History report (available from the **Analytics** menu), the **File Details** table is not displaying email addresses in the **File Created User Email** column due to an issue with the field size. As a workaround, the **File Created User Email** column is populated with the same email addresses as those displayed in the **File Uploaded User Email** column, because these email addresses typically are identical.

SWM-24042: Input Sanitization Disabled

(Case 02889178)

The FlexNet Operations 2024.12 release introduced limitations to the characters allowed in certain Producer Portal fields (see [Security Issues Resolved in 2024.12](#)). The following special characters were no longer allowed in a number of input fields to protect against injection attacks:

[: < > { } @ ; = \ , ! / | ? " # \$ % ~ ^ ` ']

This functionality has now been disabled to allow further impact assessment. This means that the character restrictions placed on fields listed in [Security Issues Resolved in 2024.12](#) are no longer in force.

SWM-23586: Hanging Bulk Operation Jobs Not Showing “Failed” Status

A fix made in the 2024.11 release (see description [Import/Export Jobs Terminated Upon Job Server Restart](#)) has been reverted for bulk operations. The fix remains in place for import/export jobs.

This means that any bulk operation jobs that hang when the job server is restarted are not terminated and are not automatically retriggered.

SWM-19547: Download Search Page in End-User Portal Not Filtering Expired Accounts

In the End-User Portal, on the **Download Search** page (available from **Downloads > Search Downloads**), the **Choose Account** dropdown list does not filter out expired accounts. Instead, it erroneously displays expired and non-expired accounts.



Note - The **Choose Account** dropdown list is only displayed if the user belongs to more than one account that is entitled to downloads.

SWM-15171: Auto-Fulfill Failing During Large Bulk Upgrade Jobs

Auto-fulfill might fail in bulk upgrade jobs that contain more than 2200 line items.

SSRE-20257: Upload of Large File Images Failing

The upload of file images that exceed 1 GB using HTTP upload fails. For large file images, Revenera recommends using FTP upload.

SWM-19052: Feature Count Aggregation Not Working As Expected

If a feature's aggregation type is changed, the relevant instance of the Cloud Licensing Service might not update the aggregated feature counts according to the new aggregation type.

However, if the entitlement for the product that contains the features is mapped to a new Cloud Licensing Service instance, the feature counts are aggregated correctly as per the new aggregation type.

FNO-69836: Variables in Vendor String Causing License Activation Issues

License activation fails for product upgrades or normal license activation when the product to be upgraded or activated is associated with a feature that has a vendor string which contains substitution variables that are enclosed in double quotes (for example, "activationId": "{EntitlementLineItem.activationId}").

FNO-69338: Navigation in Package Products Pages Skipping Review Features Page

When the user navigates through the Package Products pages (under **Products > Features**) using the **Next** button at the bottom of each page, the Review Features and Review Feature Bundles pages are erroneously skipped.

As a workaround, users who want to review the features and feature bundles that they just added can click the **Review Features** and **Review Feature Bundles** links, respectively, in the Packaging Guide section at the bottom of the page to access the Review Features page.

SWM-15870: Mismatch Between User Name and Email Address Causing Issues with ESD (UserOrgHierarchyService)

When creating a user via the UserOrgHierarchyService web service (the predecessor of the User Account Hierarchy Service web service), it is possible to have different values for user name and email address. However, users whose user name and email address do not match cannot access downloads in the End-User Portal.

Producers who use the UserOrgHierarchyService should use the methods from the User Account Hierarchy Service web service to avoid a mismatch between the user name and email address.



Note - The following changes have recently been made to the User Account Hierarchy Service web service:

- From the 2023.07 release onwards, it is not possible to create users with a mismatched user name and email address. See “createUser Operation in User Account Hierarchy Service Web Service No Longer Allows Mismatch Between User Name and Email Address” in the [FlexNet Operations 2023 Release Notes](#).
- From the 2023.10 release onwards, users cannot update their email address to be different from their user name. See “updateUser Operation in User Account Hierarchy Service Web Service No Longer Allows Mismatch Between User Name and Email Address” in the [FlexNet Operations 2023 Release Notes](#).

FNO-69182: Incorrect Email Format Accepted When Creating User Via Import Template

It is possible to create or update a user with an invalid email address format by importing user information using the Account and User import template (downloadable from **Administer > Import Data Objects > Data Import Templates** in the Producer Portal). Email addresses of the format abcd@ef (that is, an email address consisting of a recipient name, @ symbol and domain name but without top-level domain) are erroneously accepted.

FNO-68962: Invalid Characters in Device ID Causing Issues

When the FlexNet Embedded toolkit creates a device ID that contains an invalid character, an error occurs.

The following control characters are not allowed in device names or the device ID:

^B ^D ^E ^G ^N ^O ^P ^Q ^R ^S ^T ^U ^W ^X ^Y ^[^\ ^] ^F ^C ^^ ^A ^V ^_

SWM-10701: Search Functionality in End-User Portal Erroneously Displays Download Link

In the End-User Portal, users who should be denied access to a file based on their geographical location are able to display the download link for a restricted file when searching for the file name (using the Search function with the **Files** option on the **Download Search** page). However, users are not able to download the restricted file.

FNO-66018: Errors in UI Updated for Download Package Selection Across Multiple Pages

In 2021.09, the **Download Packages** window was updated to allow package selection across multiple pages. The following errors currently exist for the updated UI.

- Incorrect error message for EULA license on Review & Resolve page
- Search string not properly clearing
- No option to return to full (unfiltered) Download Package list when “failed validation” message displays
- Failed validation error displayed for search results
- Pagination control fields not showing correct information
- Inappropriate message displayed for already downloaded packages

Incorrect error message for EULA license on Review & Resolve page

When you attempt to download packages that fail validation, the following message is displayed: “Some of the selected packages failed validation. You need to review and resolve the validation errors.” Then, on the **Failed Packages** window that is displayed if you click the “review and resolve” link in the message, the error for an unaccepted EULA incorrectly shows the following:

“EULA has not been accepted. To accept EULA, click on the Download package ID.”

Instead of “click on the Download Package ID”, the message should instruct the user to “...click ‘I Agree’”.

Search string not properly clearing

After you filter the package list on the **Download Packages** window, the message “Results for Download package name: <name>” is appropriately displayed. However, if you then click the **Clear** link at the end of message, the search string used to filter the package list remains, the list remains filtered (even if you move to the next page), and the “Results for the Download package name...” message is still displayed. You must manually delete the search string and click **Search** to clear the filter.

No option to return to full (unfiltered) Download Package list when “failed validation” message displays

If the “failed validation” message is displayed after you attempt to download packages from a filtered list on the **Download Packages** window, no mechanism exists to clear the filter to display all packages. You must manually delete the search field contents and click **Search**.

Failed validation error displayed for search results

After searching for and attempting to download a package containing an unaccepted EULA, the expected message “Some of the selected packages failed validation...” is displayed on the **Download Packages** window. However, if you then search for a package that does not contain an EULA (but do not attempt to download the package), you received the “failed validation” message instead of the correct message describing the filter results: “Results for Download package name: <name>”.

Pagination control fields not showing correct information

The pagination control fields on the **Download Packages** window are not displaying the correct totals for a filtered list of packages.

Inappropriate message displayed for already downloaded packages

When you select an entitlement line item whose packages have already been downloaded, the **Download Packages** window is displayed with incorrect message “Files sent for download. Please monitor the download manager pop up”. The message should be removed altogether or displayed only as package files are being sent to the Download Manager (before the actual **Download Manager** window is displayed).

SWM-7952: Not All Applicable Download Links Available on “List Downloads” Page in End-User Portal

When end users are logged in with an activation ID for an entitlement line item that is associated with multiple products, the **Downloads** page (accessed from **Downloads > List Downloads**) in the End-User Portal does not always show links to all applicable product downloads.

SWM-7786: SHA2 Checksum Value of Previous File Shown

If a user has provided a file’s expected SHA2 checksum value for an upload and the file image is subsequently deleted, the **Upload File** page, when opened again, might show the SHA2 checksum value of the previously loaded file image.

FNO-65909: Download Files Not Visible For Self-registered And Trial Users

Download files might not be visible in the End-User Portal for self-registered users and those users registered through the “Try Before You Buy” registration.

FNO-61266: Translation Issues with Localization

Per a previous enhancement in 2020 R3 to add more language support for End-User Portal localization, certain strings—such as alerts and validation messages—are not being translated properly when localization is in effect. These issues will be addressed in an upcoming release.

Special Notes

This section contains special information pertaining to FlexNet Operations.

- [Communication of Changes in Data Access API, Data Share, and Analytics](#)
- [Plug-in Upgrade Needed for High-Speed File Uploads](#)
- [Handling UI Conflicts When Using a Custom CSS for the End-User Portal](#)

Communication of Changes in Data Access API, Data Share, and Analytics

(SWM-27132)

Reverera is committed to addressing customer requests and enhancement suggestions by expanding the existing Data Access API, the Data Share, and Analytics functionality. Starting with the 2025.06 release, any modifications resulting from these requests will be managed and communicated as follows.

Refer to the following sections for details:

- [Addition of Fields and Columns](#)
- [Examples for Additional Columns](#)
- [Modification or Removal of Fields and Columns](#)
- [Examples for Removing or Changing Columns](#)
- [Consumer Implementation Requirements](#)

Addition of Fields and Columns

Any additional fields or columns required for enhancing data accessibility or extending functionality will be incorporated directly into the existing version of the Data Access API and Data Share views.

There is no impact on the Analytics functionality, as any newly added fields will not appear in reports by default. Customers can choose to include them as needed.

These changes will not be announced prior to implementation; however, any schema modifications will be documented and communicated through release notes.

Examples for Additional Columns

This section provides examples illustrating how new fields will appear in:

- Data Share
- Data Access API
- Analytics

Data Share

The following screenshots show examples for additional columns in the Data Share.

	# REF_ID	TENANT_ID	# ID	DEVICE_NAME	DEVICE_TYPE	MACHINE_TYPE	DEVICE_ALIAS	SITE_NAME	STATUS
1	2838310	1129	3102751	60386361	SERVED_CLIENT	UNKNOWN	60386361	Default hosted server	ACTIVE
2	2217646	1129	2607236	59307571	SERVED_CLIENT	UNKNOWN	59307571		ACTIVE
3	2838311	1129	3084355	79610557	SERVED_CLIENT	UNKNOWN	79610557	Default hosted server	ACTIVE
4	2217647	1129	2552053	63331801	SERVED_CLIENT	UNKNOWN	63331801		ACTIVE
5	2838312	1129	3115937	80173757	SERVED_CLIENT	UNKNOWN	80173757	Default hosted server	ACTIVE
6	2217648	1129	2531797	64821371	SERVED_CLIENT	UNKNOWN	64821371		ACTIVE
7	2838313	1129	3103001	80014837	SERVED_CLIENT	UNKNOWN	80014837	Default hosted server	ACTIVE
8	2217649	1129	2615964	67393521	SERVED_CLIENT	UNKNOWN	67393521		ACTIVE
9	2838314	1129	3072289	79417197	SERVED_CLIENT	UNKNOWN	79417197	Default hosted server	ACTIVE

Figure 3: An example view of SEC_VW_DEVICE before a change.

# REF_ID	TENANT_ID	# ID	DEVICE_NAME	DEVICE_TYPE	MACHINE_TYPE	DEVICE_ALIAS	SITE_NAME	DEVICE.CREATED_BY	DEVICE.UPDATED_BY	ADDON.CREATED_BY	ADDON.UPDATED_BY
1	2838310	1129	3102751	60386361	SERVED_CLIENT	UNKNOWN	60386361	Default hosted server	Changning.Dong1@cbcc.com#FFLEXnet	null	
2	2217646	1129	2607236	59307571	SERVED_CLIENT	UNKNOWN	59307571		web-service-frog@...com#FFLEXnet	web-service-frog@...	y
3	2838311	1129	3084355	79610557	SERVED_CLIENT	UNKNOWN	79610557	Default hosted server	web-service-frog@...com#FFLEXnet		y
4	2217647	1129	2552053	63331801	SERVED_CLIENT	UNKNOWN	63331801		null	null	
5	2838312	1129	3115937	80173757	SERVED_CLIENT	UNKNOWN	80173757	Default hosted server	shruvshah@...com#FFLEXnet		y
6	2217648	1129	2531797	64821371	SERVED_CLIENT	UNKNOWN	64821371		web-service-frog@...com#FFLEXnet		y
7	2838313	1129	3103001	80014837	SERVED_CLIENT	UNKNOWN	80014837	Default hosted server	null	null	
8	2217649	1129	2615964	67393521	SERVED_CLIENT	UNKNOWN	67393521		null	null	
9	2838314	1129	3072289	79417197	SERVED_CLIENT	UNKNOWN	79417197	Default hosted server	web-service-frog@...FFLEXnet		y

Figure 4: An example view of SEC_VW_DEVICE after columns have been added, with additions highlighted.

Data Access API

The following screenshots show examples for additional fields in the **device** data set of the Data Access API.

```

{
  "DeviceID": "1",
  "DeviceType": "SERVER",
  "DeviceMachineType": "UNKNOWN",
  "Alias/Device Name": "ALM_CHS1",
  "SiteName": "",
  "Status": "ACTIVE",
  "Type": "FLX_SERVER",
  "VMName": "",
  "IDType": "STRING",
  "BackupDeviceID": "",
  "PublisherName": "fnetest",
  "DeviceSeries": "",
  "Notes": "",
  "DeviceUserEmail": "",
  "DeviceAccountID": "anand_cust",
  "DeviceAccountName": "anand_cust",
  "LastModifiedDate": "2025-02-05 00:46:34.510",
  "CreateDate": "2023-01-05 01:42:52.743",
  "ConsumedCountDelta": "10",
  "EntitlementID": "d304-d112-67a6- -39fc-ad8e-aa20",
  "QtyOnDevice": "10",
  "LicenseStatus": "LICENSE_GENERATED",
  "ActivationID": "2d5c-781d- -3-8750-5474-6fb4-e267",
  "ActiveActivation": "1",
  "BaseProduct": "",
  "ProductName": "AutoProvisionedAnand",
  "ProductVersion": "1.0",
  "PartNumber": "",
  "IsPermanent": "Yes",
  "ExpirationDate": "9999-12-31 00:00:00.000",
  "VendorDictionary": "",
  "ProductDeleted": "N",
  "ActivationDeleted": "N",
  "UserDeleted": "N",
  "AccountDeleted": "N",
  "DeviceDeleted": "N"
},

```

Figure 5: An example view of the **device** dataset before a change.



Figure 6: An example view of the **device** dataset after fields have been added, with additions highlighted.

Analytics

The following screenshot shows an example of the Devices Details table and newly added columns.

ACCOUNT_NAME	ACCOUNT_ID	ACTIVATION_ID	ACTIVATION_DELETED	BACKUP_DEVICE_NAME
Acc_Child	Acc_Child		N	
Account-1eg7bikpa2xm7	Account-1eg7bikpa2xm7		N	
Account-1e7h0b8061hby	Account-1e7h0b8061hby		N	
Flx_Account-19hu4eghsorz	Flx_Account-19hu4eghsorz		N	
Account-1x9f37xp7nqe	Account-1x9f37xp7nqe		N	
Account-1x9f37xp7nqe	Account-1x9f37xp7nqe		N	
Flx_Account-1gdb12iora7a	Flx_Account-1gdb12iora7a		N	
Account-1eh613xpcwfgg	Account-1eh613xpcwfgg		N	

Total records: 192,827 / Records per page: 50

Search:

- ☒ All
- ☐ ACCOUNT_DELETED
- ☒ ACCOUNT_ID
- ☒ ACCOUNT_NAME
- ☒ ACTIVATION_DELETED
- ☒ ACTIVATION_ID
- ☒ ACTIVE_ACTIVATION
- ☐ ADDON_CREATED_BY
- ☐ ADDON_UPDATED_BY
- ☒ BACKUP_DEVICE_NAME
- ☒ BASE_PRODUCT
- ☒ CONSUMED_COUNT_DELTA
- ☒ CREATE_DATE
- ☐ CREATE_DATE_ID

Figure 7: An example view of the Devices Details table in Analytics, with newly added columns being unselected by default.

Modification or Removal of Fields and Columns

If any fields or columns need to be modified or deprecated due to architectural changes, compliance updates, or optimization efforts, a structured communication approach will be followed:

- Stakeholders will be informed well in advance through official communication channels (release notes, documentation updates).
- Depending on the nature of the update, a new API version will be introduced.
- Legacy versions will be maintained for a defined period to facilitate migration.

Examples for Removing or Changing Columns

This section provides examples illustrating the removal of columns or fields in:

- [Data Share](#)
- [Data Access API](#)

Data Share

As an example, the following screenshots shows the renaming of the DEVICE_ALIAS column to DEVICE_DISPLAY_NAME and the deletion of the MACHINE_TYPE column in the Data Share.

	# REF_ID	A TENANT_ID	# ID	A DEVICE_NAME	A DEVICE_TYPE	A MACHINE_TYPE	A DEVICE_ALIAS	A SITE_NAME
1	2838310	1129	3102751	60386361	SERVED_CLIENT	UNKNOWN	60386361	Default hosted server
2	2217646	1129	2607236	59307571	SERVED_CLIENT	UNKNOWN	59307571	Default hosted server
3	2838311	1129	3084355	79610557	SERVED_CLIENT	UNKNOWN	79610557	Default hosted server
4	2217647	1129	2552053	63331801	SERVED_CLIENT	UNKNOWN	63331801	Default hosted server
5	2838312	1129	3115937	80173757	SERVED_CLIENT	UNKNOWN	80173757	Default hosted server
6	2217648	1129	2531797	64821371	SERVED_CLIENT	UNKNOWN	64821371	Default hosted server
7	2838313	1129	3103001	80014837	SERVED_CLIENT	UNKNOWN	80014837	Default hosted server
8	2217649	1129	2615964	67393521	SERVED_CLIENT	UNKNOWN	67393521	Default hosted server
9	2838314	1129	3072269	79417197	SERVED_CLIENT	UNKNOWN	79417197	Default hosted server

Figure 8: An example view of SEC_VW_DEVICE before removing the MACHINE_TYPE column and changing the name of the DEVICE_ALIAS column.

	# REF_ID	A TENANT_ID	# ID	A DEVICE_NAME	A DEVICE_TYPE	A DEVICE_DISPLAY_NAME	A SITE_NAME
1	2838310	1129	3102751	60386361	SERVED_CLIENT	60386361	Default hosted server
2	2217646	1129	2607236	59307571	SERVED_CLIENT	59307571	Default hosted server
3	2838311	1129	3084355	79610557	SERVED_CLIENT	79610557	Default hosted server
4	2217647	1129	2552053	63331801	SERVED_CLIENT	63331801	Default hosted server
5	2838312	1129	3115937	80173757	SERVED_CLIENT	80173757	Default hosted server
6	2217648	1129	2531797	64821371	SERVED_CLIENT	64821371	Default hosted server
7	2838313	1129	3103001	80014837	SERVED_CLIENT	80014837	Default hosted server
8	2217649	1129	2615964	67393521	SERVED_CLIENT	67393521	Default hosted server
9	2838314	1129	3072269	79417197	SERVED_CLIENT	79417197	Default hosted server

Figure 9: The same view of SEC_VW_DEVICE, where the MACHINE_TYPE column has been removed. The DEVICE_ALIAS column has been renamed to DEVICE_DISPLAY_NAME.

Data Access API

This screenshot illustrates the following modifications in the Data Access API:

- changing **DeviceAlias** to **DeviceDisplayName** and
- deleting the key **DeviceMachineType**.

```
{
  "DeviceID": " ",
  "DeviceType": "SERVER",
  "DeviceMachineType": "UNKNOWN",
  "DeviceAlias": "ALM_CMS1",
  "SiteName": "",
  "Status": "ACTIVE",
  "Type": "FLX_SERVER",
  "VMName": "",
  "IDType": "STRING",
  "BackupDeviceID": "",
  "PublisherName": "fnetest",
  "DeviceSeries": "",
  "Notes": "",
  "DeviceUserEmail": "",
  "DeviceAccountID": "anand_cust",
  "DeviceAccountName": "anand_cust",
  "LastModifiedDate": "2025-02-05 00:46:34.510",
  "CreateDate": "2023-01-05 01:42:52.743",
  "ConsumedCountDelta": "10",
  "EntitlementID": " ",
  "QtyOnDevice": "10",
  "LicenseStatus": "LICENSE_GENERATED",
  "ActivationID": " ",
  "ActiveActivation": "1",
  "BaseProduct": "",
  "ProductName": "AutoProvisionedAnand",
  "ProductVersion": "1.0",
  "PartNumber": "",
  "IsPermanent": "Yes",
  "ExpirationDate": "9999-12-31 00:00:00.000",
  "VendorDictionary": "",
  "ProductDeleted": "N",
  "ActivationDeleted": "N",
  "UserDeleted": "N",
  "AccountDeleted": "N",
  "DeviceDeleted": "N"
},
```

Figure 10: An example view of the **device** dataset before renaming and removing fields.


```

{
  "DeviceID": "[REDACTED]",
  "DeviceType": "SERVER",
  "DeviceDisplayName": "ALM_CMS1",
  "SiteName": "",
  "Status": "ACTIVE",
  "Type": "FLX_SERVER",
  "VMName": "",
  "IDType": "STRING",
  "BackupDeviceID": "",
  "PublisherName": "fnetest",
  "DeviceSeries": "",
  "Notes": "",
  "DeviceUserEmail": "",
  "DeviceAccountID": "anand_cust",
  "DeviceAccountName": "anand_cust",
  "LastModifiedDate": "2025-02-05 00:46:34.510",
  "CreateDate": "2023-01-05 01:42:52.743",
  "ConsumedCountDelta": "10",
  "EntitlementID": "[REDACTED]",
  "QtyOnDevice": "10",
  "LicenseStatus": "LICENSE_GENERATED",
  "ActivationID": "[REDACTED]",
  "ActiveActivation": "1",
  "BaseProduct": "",
  "ProductName": "AutoProvisionedAnand",
  "ProductVersion": "1.0",
  "PartNumber": "",
  "IsPermanent": "Yes",
  "ExpirationDate": "9999-12-31 00:00:00.000",
  "VendorDictionary": "",
  "ProductDeleted": "N",
  "ActivationDeleted": "N",
  "UserDeleted": "N",
  "AccountDeleted": "N",
  "DeviceDeleted": "N"
},

```

Figure 11: An example view of the **device** dataset where fields have been renamed and removed.

Consumer Implementation Requirements

To avoid any integration breakage, customers are required to implement their consumers as follows:

- Ensure consumers ignore unknown fields or column in the Data Access API and Data Share.
- Adopt robust parsing logic to improve data integrity, such as using keys and names instead of relying on indexes or hard-coded structures.

Plug-in Upgrade Needed for High-Speed File Uploads

If you intend to use the high-speed upload option to upload files, upgrade the Aspera plug-in to Aspera Connect 3.10.0 or later.

Handling UI Conflicts When Using a Custom CSS for the End-User Portal

When you use your own CSS to customize the look of the End-User Portal, sometimes your custom CSS code conflicts with existing Reverera CSS code that is used to define certain buttons, pages, and other UI elements. When conflicts occur, handle each case individually, determining the basis of the conflict and adjusting the custom CSS as needed. If you require assistance, contact Reverera Technical Support (see [Reverera Resources](#)).

SOAP API Change Log

The following sections describe the changes that have been made to the FlexNet Operations SOAP API in the FlexNet Operations 2026 releases to date:

- [Change Log for 2026.01](#)

Change Log for 2026.01

The following SOAP API changes were made in 2026.01:

- [Efficient Device Retrieval by Order Parameters](#)

Efficient Device Retrieval by Order Parameters

In the 2026.01 release, the ManageDeviceService API now supports orderId (Factory Order Number) and orderLineNumber (Sales Order Number) as query parameters in getDevicesQuery and getDeviceCount.

This enhancement eliminates the need for multiple entitlement-based service calls, enabling:

- Direct device lookup using orderId or orderLineNumber.
- Faster performance for large orders with hundreds of line items
- Improved scalability for cloud-based LIT portal operations.

End users can now retrieve device details and counts quickly without delays caused by iterative calls.

To implement these new actions, the ManageDeviceService.wsdl file and its associated .xsd file have been updated from v7 to v8:

/schema-public/v8/[ManageDeviceService.wsdl](#)
/schema-public/v8/manageDeviceTypes.xsd

In addition to updating the version, additions were made to the following file:

- [manageDeviceTypes.xsd](#)



Note - This enhancement was tracked in SWM-29382, see [Device Retrieval by Order Parameters](#).

manageDeviceTypes.xsd

In addition to updating the version number from 7 to 8 in the manageDeviceTypes.xsd file, the following additional changes were made. Additions are highlighted.

#	Change
---	--------

1	<pre><xs:complexType name="getDevicesParametersType"> <xs:sequence> <xs:element minOccurs="0" name="alias" type="tns:SimpleQueryType"/> <xs:element minOccurs="0" name="deviceId" type="tns:SimpleQueryType"/> <xs:element minOccurs="0" name="deviceIdType" type="tns:DeviceIdTypeQueryType"/> <xs:element minOccurs="0" name="parentId" type="tns:SimpleQueryType"/> <xs:element minOccurs="0" name="hostTypeName" type="tns:SimpleQueryType"/> <xs:element minOccurs="0" name="soldTo" type="tns:SimpleQueryType"/> <xs:element minOccurs="0" name="soldToAcctId" type="tns:SimpleQueryType"/> <xs:element minOccurs="0" name="description" type="tns:SimpleQueryType"/> <xs:element minOccurs="0" name="status" type="tns:DeviceStateQueryType"/> <xs:element minOccurs="0" name="addOnActivationId" type="tns:SimpleQueryType"/> <xs:element minOccurs="0" name="addOnProductName" type="tns:SimpleQueryType"/> <xs:element minOccurs="0" name="addOnProductVersion" type="tns:SimpleQueryType"/> <xs:element minOccurs="0" name="featureName" type="tns:SimpleQueryType"/> <xs:element minOccurs="0" name="isServer" type="xs:boolean"/> <xs:element minOccurs="0" name="deviceTypes" type="tns:deviceTypeList"/> <xs:element minOccurs="0" name="userString" type="tns:SimpleQueryType"/> <xs:element minOccurs="0" name="siteName" type="tns:SimpleQueryType"/> <xs:element minOccurs="0" name="orderId" type="tns:SimpleQueryType"/> <xs:element minOccurs="0" name="orderLineNumber" type="tns:SimpleQueryType"/> </xs:sequence></pre>
---	--

Legal Information

Copyright Notice

Copyright © 2026 Flexera Software

This publication contains proprietary and confidential information and creative works owned by Flexera Software and its licensors, if any. Any use, copying, publication, distribution, display, modification, or transmission of such publication in whole or in part in any form or by any means without the prior express written permission of Flexera Software is strictly prohibited. Except where expressly provided by Flexera Software in writing, possession of this publication shall not be construed to confer any license or rights under any Flexera Software intellectual property rights, whether by estoppel, implication, or otherwise.

All copies of the technology and related information, if allowed by Flexera Software, must display this notice of copyright and ownership in full.

FlexNet Operations incorporates software developed by others and redistributed according to license agreements. Copyright notices and licenses for these external libraries are provided in a supplementary document that accompanies this one.

Intellectual Property

For a list of trademarks and patents that are owned by Flexera Software, see <https://www.revenera.com/legal/intellectual-property.html>. All other brand and product names mentioned in Flexera Software products, product documentation, and marketing materials are the trademarks and registered trademarks of their respective owners.

Restricted Rights Legend

The Software is commercial computer software. If the user or licensee of the Software is an agency, department, or other entity of the United States Government, the use, duplication, reproduction, release, modification, disclosure, or transfer of the Software, or any related documentation of any kind, including technical data and manuals, is restricted by a license agreement or by the terms of this Agreement in accordance with Federal Acquisition Regulation 12.212 for civilian purposes and Defense Federal Acquisition Regulation Supplement 227.7202 for military purposes. The Software was developed fully at private expense. All other use is prohibited.