

InstallAnywhere 2022 Release Notes

Originally released July 2022

Introduction	2
New Features in InstallAnywhere 2022.....	2
Enhanced Get User Input Panel - Advanced.....	2
New Project Property for Status Message Control	3
Support to Register URL Prefix with Application	4
New Option for Log Format.....	4
New Property for Defining the Permission for Log file.....	4
Upgrade of InstallAnywhere 2022 with 64-bit JDK.....	4
Enhancements.....	5
Enhancements in InstallAnywhere 2022.....	5
Support for Azul Platform Core (formerly Zulu) JREs.....	5
Action for Multiple Files Deletion	5
Important Information	5
Evaluating InstallAnywhere	6
Obtaining the Installation and License Files for InstallAnywhere.....	6
Resolved Issues.....	7
InstallAnywhere 2022	7
System Requirements.....	9
Requirements for Systems that are Running InstallAnywhere (Authoring Environment)	9
Requirements for Target Systems (Installer Run-Time Environment)	12
Supported Java Virtual Machines	13
Known Issues	14
Legal Information	15

Introduction

InstallAnywhere is the leading multiplatform installation and container development solution for application producers who need to deliver a professional and consistent installation experience for physical, virtual, and cloud environments as well as container deployments.

For the latest information about this release of InstallAnywhere, including updates to these release notes, see the online version of the [InstallAnywhere 2022 Release Notes](#).

New Features in InstallAnywhere 2022

InstallAnywhere 2022 includes the following features:

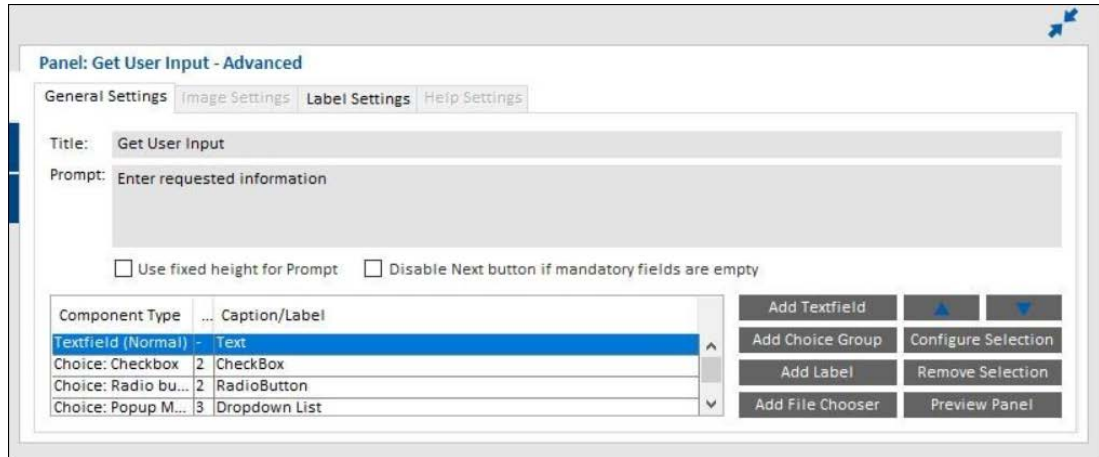
- [Enhanced Get User Input Panel - Advanced](#)
- [New Project Property for Status Message Control](#)
- [Support to Register URL Prefix with Application](#)
- [New Option for Log Format](#)
- [New Property for Defining the Permission for Log file](#)
- [Upgrade of InstallAnywhere 2022 with 64-bit JDK](#)

Enhanced Get User Input Panel - Advanced

Added a checkbox “Disable Next button if mandatory fields are empty” option in the Get User Input panel to enable/disable the Next button for notifying unfilled mandatory fields. Either you can select or not select this checkbox based on the requirement.

- When checked, the Next button in the Get User Input panel would be disabled until user enters a value in the mandatory text field.
- When unchecked, then a pop-up dialog appears prompting the user to provide values in the mandatory fields.

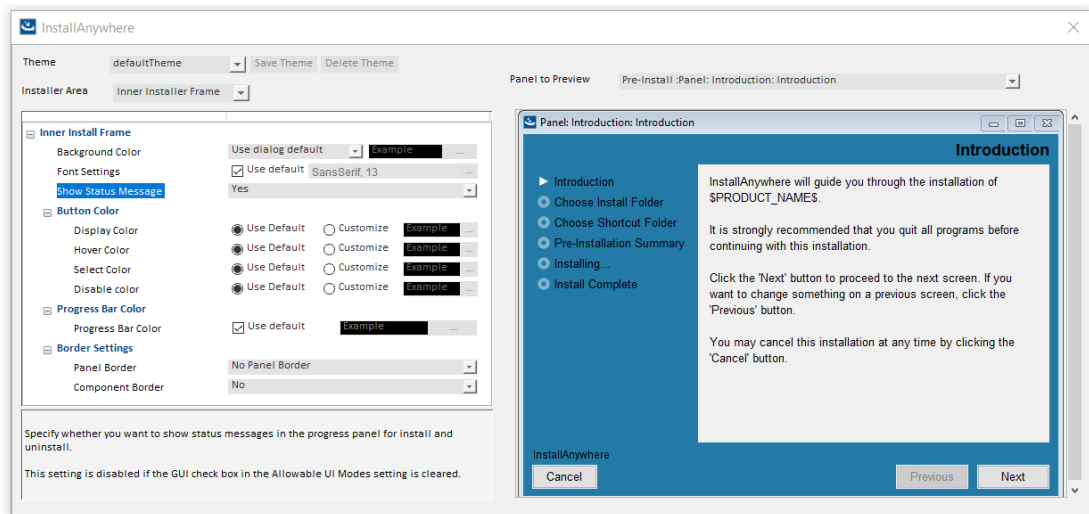
By default, this checkbox is unchecked.



Note - This change was tracked in issue IOJ-2237346.

New Project Property for Status Message Control

Enhanced InstallAnywhere to configure whether actions should display status messages in Install & Uninstall progress panels or not. A new project property "Show Status Message" has been added in Installer UI > Custom UI Designer > Inner Install Frame for controlling status message. By default, this option is set to "Yes". If this option is set to "No", status messages will not be displayed above the progress bar on the Progress Panel during Install & Uninstall.

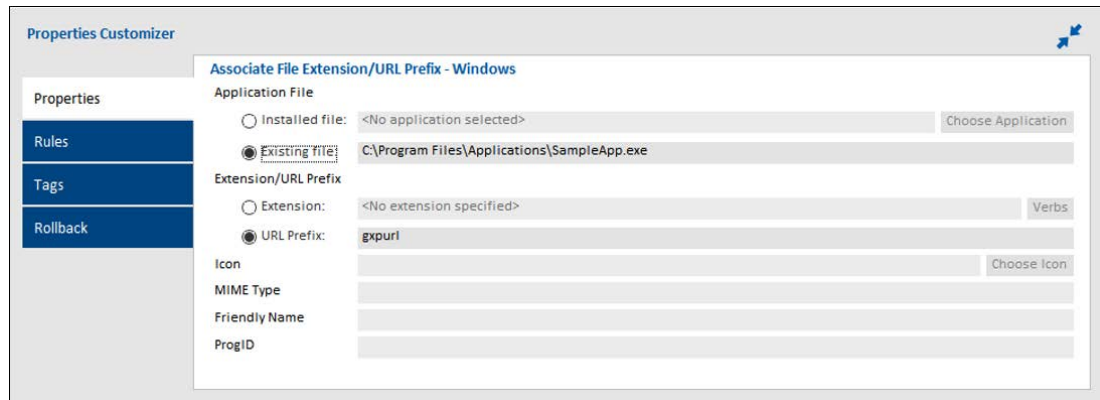


Note - This change was tracked in issue IOJ-2239763.

Support to Register URL Prefix with Application

Enhanced "Associate File Extension - Windows" action to add support for registering URL Prefix with application. The action has been renamed to "Associate File Extension/URL Prefix - Windows". New property "URL Prefix" has been added in this action available in Install and Post-Install phases.

The URL Prefix can now be associated to an Existing or Installed application.



Note • This change was tracked in issue [IOK-668283](#).

New Option for Log Format

Added a new option "Show 24 hour date format in logs" in the Log Settings to display the log in 12-hour or 24-hour format. When "Show 24 hour date format in logs" is set, the logs are displayed in 24-hour log format. Else, the logs are displayed in 12-hour log format.



Note • This change was tracked in issue [IOJ-2210682](#).

New Property for Defining the Permission for Log file

Added a new property "Unix Permission for Logs" under Project > General Settings > Log Settings to define the permissions of the log file when installed in Linux operating system.



Note • This change was tracked in issue [IOJ-2183419](#).

Upgrade of InstallAnywhere 2022 with 64-bit JDK

Upgraded InstallAnywhere2022 with 64-bit JDK 1.8 for the automation jar to work with any Node-lock license checkout.



Note - This change was tracked in issue IOJ-1748232.

Enhancements

InstallAnywhere 2022 includes the following enhancements:

- [Enhancements in InstallAnywhere 2022](#)

Enhancements in InstallAnywhere 2022

This section lists enhancements that were included in InstallAnywhere 2022:

- [Support for Azul Platform Core \(formerly Zulu\) JREs](#)
- [Action for Multiple Files Deletion](#)

Support for Azul Platform Core (formerly Zulu) JREs

InstallAnywhere now supports Azul Platform Core JRE v11 and v17.



Note - This change was tracked in issue IOJ-2225669.

Action for Multiple Files Deletion

Added a “Delete Multiple Files” checkbox in the “Delete File Action” to delete multiple files of the same file extension in the given path.



Note - This change was tracked in issue IOJ-1876946.

Important Information

Note the following important information regarding InstallAnywhere 2022:

- [Evaluating InstallAnywhere](#)
- [Obtaining the Installation and License Files for InstallAnywhere](#)

Evaluating InstallAnywhere

Note that if you have not purchased a license for InstallAnywhere, you can install it and use it for a limited number of days without setting up the licensing. When you are using InstallAnywhere in this scenario, it operates in evaluation mode. The licensing wizard that InstallAnywhere displays whenever you launch InstallAnywhere in evaluation mode shows you how many days are left in the evaluation period. If you do not set up the licensing within the evaluation period, InstallAnywhere stops working when the evaluation period ends. You can set up licensing at any time before or after the evaluation period ends.

When you use InstallAnywhere in evaluation mode, there is a time limit for running installers that it creates. If you build an installer in the evaluation version of InstallAnywhere, your installer will stop working after 3 days.

When you use InstallAnywhere in evaluation mode, InstallAnywhere limits you to a maximum of five successful builds of Docker containers.

Obtaining the Installation and License Files for InstallAnywhere

You can obtain the installation and license files for InstallAnywhere through the Revenera Product and License Center. For instructions, see the Download and licensing instructions for InstallAnywhere. If you purchased concurrent licenses of InstallAnywhere, the license server software is also available for download from that same site.

Resolved Issues

This section lists the customer issues that were resolved in the following versions of InstallAnywhere 2022.

- [InstallAnywhere 2022](#)

InstallAnywhere 2022

The following issues have been resolved in InstallAnywhere 2022.

Issue Number	Issue Summary
IOJ-2254348	When installer was run with a Java 17 JRE, Choose Java Virtual Machine Panel threw exception and installer hung. This issue has been fixed.
IOJ-2254059	On Windows, the Pure Java installer built as CD-ROM distribution failed to launch and showed java.lang.UnsatisfiedLinkError. This issue has been fixed.
IOJ-2250236	On Windows, the uninstaller did not remove all files when USER_INSTALL_DIR was set to a path using a short name (8.3 name). This issue has been fixed.
IOJ-2244789	The files included from the bzip2 package in the installer and uninstaller.jar contained open vulnerabilities when the project was built with Expand Archive (TAR) action. Ant has been upgraded to version 1.10.12 to fix this issue.
IOJ-2244284	A behavior change in rule was found after migrating to InstallAnywhere 2021 SP2 with regards to symbolic links that do not exist when the installer is launched & gets created later during install time. This issue has been fixed.
IOJ-2242520	The version of license server (ladmin) provided for download contained the vulnerable version of log4j. The updated ladmin has been updated to the latest version of log4j.
IOJ-2242076	On Windows, if a file is selected without an extension in Choose File Panel or a File Chooser component on a Get User Input Panel, the panel did not allow to proceed further. This issue has been fixed.
IOJ-2233943	The ISMP services were not retrieved when using Java 16 or newer JRE at runtime. This issue has been fixed.
IOJ-2232702	Text on Cancel dialog truncated in installer run with Simplified Chinese locale when value of \$PRODUCT_NAME\$ ends with some combinations of two characters. This issue has been fixed.
IOJ-2229787	Custom Code action with dependency on Bouncy Castle Jars which are signed failed to be loaded due to ClassNotFoundException exception when run with Java 16 or above. This issue has been fixed.

Issue Number	Issue Summary
IOJ-2228318	Execute Custom Code action did not display warning icon when fully qualified class name used path separators rather than periods and failed with <code>ClassNotFoundException</code> at runtime. This issue has been fixed.
IOJ-2226048	Vulnerabilities reported using the version of Apache Commons Compress distributed with installer (1.16.1). Now, the upgraded the version of Apache Commons Compress included with installer to v1.21.
IOJ-2219412	On Windows, uninstaller did not use the same Product Registry that was used by the installer. This caused retaining the files in the Product Registry used by the installer. This issue has been fixed.
IOJ-2215198	Buttons enabled in Show Message Dialog panel appeared different in high DPI during runtime. This issue has been fixed.
IOJ-2215194	InstallAnywhere IDE hung when the project was saved multiple times consecutively. This issue has been fixed.
IOJ-2199456	The Null Pointer Exception was shown during Installation rollback when the project did not include the uninstaller. This issue has been fixed.
IOJ-2188482	In InstallAnywhere 2021, the invalid concurrent license file were generated using <code>lmgrd</code> and <code>mvsn</code> vendor daemon. This issue has been fixed.
IOJ-2185588	Project Automation APIs throws exception with Java 9 or above. This issue has been fixed.
IOJ-2124320	InstallAnywhere 2020 SP1 hung when open existing project was selected immediately after the launch. This issue has been fixed.
IOJ-2072626	The Execute Script/Batch File action failed when user name contains ampersand symbol (&) and open parenthesis (). This issue has been fixed.
IOJ-2072021	ANT build of InstallAnywhere project runs with <code>build.exe</code> instead of <code>build-as-invoker</code> when it ran from a non-elevated command prompt causing the build to fail. This issue has been fixed.
IOJ-1918789	Only Simplified Chinese option and not Traditional Chinese option was displayed on Language Selection Panel when the system run under the Chinese (Traditional, Hong Kong S.A.R.) locale. This issue has been fixed.
IOJ-1890693	On Linux, the Preparing to Install strings on console was not Localized when launching the Installer from a read-only directory. This issue has been fixed.
IOJ-1777956	Icon for popup messages was not displayed properly on high dpi Windows 10 and Windows 2016 Server. This issue has been fixed.

Issue Number	Issue Summary
IOK-668280	Windows Registry entries added by Set Windows Registry (Single or Multiple) action were not removed during uninstallation. This issue has been fixed.
IOJ-2223616	The “Restart Windows” action was not documented clearly for the restart prompt on the “Uninstall Complete Panel” to function correctly. The user guide has been updated with the necessary information.
IOJ-2205580	The examples were not documented for the “Archive Path” field in the “Modify Text File - In Archive” action. The user guide has been updated with the examples for the Archive Path field.
IOJ-2191487	The documentation for “Get User Input - Console” was not mentioned in the user guide. Added detailed procedures for “Get User Input - Console” in the user guide.
IOJ-2092155	The documentation did not specify about Windows Pure 64-bit target in the InstallAnywhere Ant Task Reference under Build Configurations. The user guide has been updated with the Windows Pure 64-bit target for InstallAnywhere Ant Task Reference.
IOJ-2081155	The less bookmarks were found in the IA 2018 and IA 2020 user guides. Added the bookmarks to the user guides.

System Requirements

The following are the system requirements for InstallAnywhere 2022:

- [Requirements for Systems that are Running InstallAnywhere \(Authoring Environment\)](#)
- [Requirements for Target Systems \(Installer Run-Time Environment\)](#)
- [Requirements for Target Systems \(Installer Run-Time Environment\)](#)
- [Supported Java Virtual Machines](#)

Requirements for Systems that are Running InstallAnywhere (Authoring Environment)

RAM

256 MB; 512 MB preferred

Hard Disk Free Space

500 MB

Color

High color (16-bit color depth)


Resolution

Minimum 1200 x 800

Operating System

InstallAnywhere runs on the latest versions of these operating systems, fully updated with the most recent patches and service packs.

Operating System	Supported Versions
Windows	<ul style="list-style-type: none">● Windows 11 (version 21H2)● Windows 10 (20H2) and Windows 10 21H2 (10.0.19044.1806)● Windows Server 2012 R2, 2016, 2019, and 2022● Windows 7 and 8.1 (x86 and x64)
Apple	<ul style="list-style-type: none">● macOS Monterey (12) with Oracle and Amazon Corretto Java 11.0.7+ on Apple M1● macOS Big Sur (11) with Oracle and Amazon Corretto Java 11.0.7+● macOS Big Sur (11) with Oracle and Amazon Corretto Java 11.0.7+ on Apple M1● macOS Catalina (10.15) with Oracle Java 11.0.7+● macOS Mojave (10.14) with Oracle Java 8, 9, 10 or 11 or 12

Operating System	Supported Versions
Linux	<ul style="list-style-type: none"> ● Red Hat Enterprise Linux 7.x, 8 (x64), 8.3, 8.4, 8.5, 8.6, and 9.0 ● OpenSUSE Leap 42.3 (x64) ● OpenSUSE Linux 15.3 ● SUSE Linux Enterprise 15 ● Linux PPC 64-bit (build time only) only with Java 8 ● Ubuntu 21.4 and 22.04 ● Fedora 34 and 36 ● CentOS Stream 9.0
	
	<p>Note - When you install InstallAnywhere on a Linux system, the installation attempts to create a symbolic link to the default Linux loader (/lib/ld-linux.so.2) if a link with the same name is not already present. The symbolic link is necessary for the host ID to be displayed on the Host ID dialog, and it is also necessary for successful node-locked licensing. The link is present on systems that are Linux Standard Base (LSB) 3 compliant, but it may not be present on systems that are not LSB compliant. For more information, see Knowledge Base article Q209204.</p>

Installers can be built from any supported authoring platform for any other supported target platform or language. Localizations for 32 languages are included.

Requirements for Target Systems (Installer Run-Time Environment)

RAM

64 MB

Color


High color (16-bit color depth)

Resolution

Minimum 640 x 480

Operating System

Installers run on any version of these operating systems, as long as the operating system supports Java 7, 8, 11, or 17. InstallAnywhere-generated installers are not supported on beta versions or on early-access releases unless they are explicitly mentioned.

Operating System	Supported Versions
Windows	<ul style="list-style-type: none">● Windows 11 (version 21H2)● Windows 10 (20H2) and Windows 10 21H2 (10.0.19044.1806)● Windows Server 2012 R2, 2016, 2019, and 2022● Windows 7 and 8.1 (x86 and x64)  <hr/> <p>Note - Windows-based target systems must also support the SSE2 instruction set.</p>
Apple	<ul style="list-style-type: none">● macOS Monterey (12) with Oracle and Amazon Corretto Java 11.0.7+, Java 17 on Apple M1● macOS Big Sur (11) with Oracle and Amazon Corretto Java 11.0.7+, Java 17● macOS Big Sur (11) with Oracle and Amazon Corretto Java 11.0.7+, Java 17 on Apple M1● macOS Catalina (10.15) with Oracle Java 11.0.7+● macOS Mojave (10.14) with Oracle Java 8, 9, 10 or 11 or 12

Operating System	Supported Versions
Linux	<ul style="list-style-type: none"> CentOS Stream 9.0 Red Hat Enterprise Linux 7.x, 8, 8.2 (x64), 8.3, 8.4, 8.5, 8.6, and 9.0 Red Hat Enterprise Linux 7.2 and 8 for PowerPC (little endian) Red Hat Linux 7.1 and 8 for PowerPC (little endian - silent and console mode only) OpenSUSE Linux 15.3 Oracle Linux 8.5 SUSE Linux Enterprise 15 Ubuntu 21.4 and 22.04 Fedora 34 and 36
Solaris	<ul style="list-style-type: none"> Solaris 11 (x86 and SPARC) Solaris 9, 10 (x86, SPARC, and AMD-64) HP-UX
HP-UX	<ul style="list-style-type: none"> HP-UX 11i (Itanium 2 and PA-RISC)
AIX	<ul style="list-style-type: none"> AIX 7.1 and 7.2 (Power/PowerPC)
IBM	<ul style="list-style-type: none"> i5/OS (OS/400) on System i - V5R3 and V5R4 (Enterprise Edition only), IBM i 6.1, and IBM i 7.1 z/OS
Other	<ul style="list-style-type: none"> FreeBSD Other Linux and UNIX operating systems (POSIX-compliant shell required)

Supported Java Virtual Machines

InstallAnywhere supports the following Java virtual machines:

Manufacturer	Supported Versions
IBM	1.8.x and 9
HP	1.8.x, 9, 11.0.2
Sun/Oracle	1.8.x, 9, 10, 11, 11.0.7, 12, 14.0.1, 15, 17, and 18
OpenJDK	1.8.x, 9, 11, 11.0.7, 12, 14.0.1, 15, 17, and 18

Manufacturer	Supported Versions
Amazon Corretto	8, 11, 11.0.7, 15, 17, and 18
AdoptOpenJDK	11.0.7, 15, 17, and 18
Azul Platform Core JRE	11, 17, and 18

The InstallAnywhere installer installs OpenJDK11.0.2 and OracleJRE180u202. Any Java virtual machine can be bundled with an installer ensuring that the target system meets the minimum requirements for both the installers and your applications. To download additional JRE VM packs, visit <https://www.revenera.com/install/products/installanywhere/installanywhere-files-utilities.html> and click the VM Packs option.

InstallAnywhere-generated installers are not supported on beta versions or on early-access releases of Java.

Known Issues

There is no known issue in InstallAnywhere 2022.

Legal Information

Copyright Notice

Copyright © 2022 Flexera Software

This publication contains proprietary and confidential information and creative works owned by Flexera Software and its licensors, if any. Any use, copying, publication, distribution, display, modification, or transmission of such publication in whole or in part in any form or by any means without the prior express written permission of Flexera Software is strictly prohibited. Except where expressly provided by Flexera Software in writing, possession of this publication shall not be construed to confer any license or rights under any Flexera Software intellectual property rights, whether by estoppel, implication, or otherwise.

All copies of the technology and related information, if allowed by Flexera Software, must display this notice of copyright and ownership in full.

Intellectual Property

For a list of trademarks and patents that are owned by Flexera Software, see <https://www.reverera.com/legal/intellectual-property.html>. All other brand and product names mentioned in Flexera Software products, product documentation, and marketing materials are the trademarks and registered trademarks of their respective owners.

Restricted Rights Legend

The Software is commercial computer software. If the user or licensee of the Software is an agency, department, or other entity of the United States Government, the use, duplication, reproduction, release, modification, disclosure, or transfer of the Software, or any related documentation of any kind, including technical data and manuals, is restricted by a license agreement or by the terms of this Agreement in accordance with Federal Acquisition Regulation 12.212 for civilian purposes and Defense Federal Acquisition Regulation Supplement 227.7202 for military purposes. The Software was developed fully at private expense. All other use is prohibited.